


NRA HIGH POWER RIFLE RULES



Official Rules and Regulations to govern
the conduct of all High Power Rifle Competitions
except Silhouette, Sporting Rifle, and International

**NATIONAL RIFLE ASSOCIATION
OF AMERICA**
11250 Waples Mill Road, Fairfax, Virginia 22030

REVISED JANUARY 2015

©2015, The National Rifle Association of America

CONTENTS
NRA HIGH POWER RIFLE RULES

Approved and Registered Tournaments.....	iii
Sec. 1. NRA Competitions	1
Sec. 2. Eligibility of Categories of Competitors	4
Sec. 3. Equipment and Ammunition.....	8
Sec. 4. Targets	14
Sec. 5. Positions	16
Sec. 6. Range Standards	18
Sec. 7. Courses of Fire	19
Sec. 8. Time Limits	21
Sec. 9. Competition Regulations.....	22
Sec. 10. Range Commands,Control and Operations	27
Sec. 11. Tournament Officials.....	35
Sec. 12. Team Officers' Duties and Position.....	39
Sec. 13. Physically Disabled Shooters	40
Sec. 14. Scoring and Marking.....	41
Sec. 15. Decision of Ties.....	48
Sec. 16. Challenges and Protests.....	49
ii Sec. 17. National Records	51
Sec. 18. Competitor's Duties and Responsibilities	55
Sec. 19. National High Power Rifle Classification.....	56
Sec. 20. NRA Official Referee	60
Sec. 21. NRA Competition Programs.....	62
Sec. 22. F-Class Rifle Rules.....	64
Appendix General Regulations for NRA Sanctioned Tournaments.....	69
Glossary	73
Honorary Clubs, Distinguished.....	74
Index	77

APPROVED AND REGISTERED TOURNAMENTS

Application forms for both types of sanctioned tournaments may be obtained from the NRA. Official application for approval to conduct an NRA Approved or Registered Tournament must be made to the Competitions Division. The deadline, in advance of firing date for receipt of the completed application forms and programs, is 30 days for Approved, and 45 days for Registered Tournaments. In order to be listed once in the Coming Events section of *Shooting Sports USA* (monthly), dates must be received and sanctioned by NRA by at least 75 days prior to the month of issue. (See General Regulations for Shooting Sports USA deadlines).

A Registered Tournament is the more formal of the 2 types. Differences between the 2 types of competitive tournaments are:

Approved	Registered	Rule	
Scores used for classification	Yes	Yes	19.4
Scores used for National Records	No	Yes	17.5
NRA registration fee per competitor (remitted after the tournament is fired). This is explained in sponsor's packet	Yes	Yes A7, B7	Gen'l Reg.
Competitors must be NRA members	No	Yes	1.6(f)
Minimum number of shots required	No	Yes	Gen'l Reg. Reg. A5, B5
NRA classification or category system must be used	Optional	Yes	Gen'l Reg. A4, B4
iii			
<p>NRA Membership Number is required for classification purposes in all NRA Sanctioned Tournaments. Should a competitor not be an NRA member, he will be assigned a special number that allows his scores to be entered into the computer.</p>			
Fixed award schedule	No	Yes	Gen'l Reg. A6, B6
Tournament officials competing supervisor cannot compete	Only Match Director, Chief Statistical Officer and Official Referee may not compete.	Only the Reg. A8,B8	11 & Gen'l
Official Referee assigned by NRA Sponsor selects Supervisor	No, exception that a 3-member jury will be assigned by the Tournament Sponsor for tournaments below the State Championship level.	Yes, with the	11.2.1
Sponsor required to furnish each competitor with Official Bulletin	No	Yes	Gen'l Reg. B12
Program prepared and distributed by Sponsor	Yes	Yes	21 & Gen'l Reg. A2, B2

NOTES

NATIONAL RIFLE ASSOCIATION

Official Rules for High Power Rifle Matches

These rules establish uniform standards for NRA sanctioned high power rifle competition. Where alternatives are shown, the least restrictive conditions apply unless the tournament program sets forth limitations. The rules do not apply to High Power Sporting Rifle, Silhouette or International Shooting Union type competition. They supersede all earlier editions and remain in effect until specifically superseded.

Tournament sponsors may not alter these rules. If sponsors require additional rules for special conditions, the additions must be fully set forth in the program for the competition concerned.

The arrangement and rule numbering systems are such that corresponding rules for other types of NRA competition are correspondingly located and numbered in the Rule Books for those competitions. Gaps in the sequence of rule numbers result from there being a rule in one or more of the other Rule Books that does not apply in this book.

Recommendations for rule changes may be forwarded to the High Power Rifle Committee in care of the National Rifle Association.

NOTE: Rules in which major changes have been made since publication of the previous Rule Book are marked thus: •(1.1).

1. NRA COMPETITION

1.0 NRA Competition—Competition that is authorized in advance of firing by the National Rifle Association. The program, range facilities and officials must comply with standards established by the NRA. The types of tournaments which are Sanctioned are listed in Rule 1.6. 1

1.1 Sanctioned Tournament—A series of matches covered by an Official Program. Such matches may be all individual matches, all team matches, or a combination of both. They may be all fired matches or a combination of fired and aggregate matches. A tournament may be conducted on one day, or successive days, or may provide for intervening days between portions of the tournament, such as tournaments programmed to be conducted over more than one weekend.

1.2 Authorization—Before a match is publicized in programs or otherwise, the sponsoring organization of each type of competition mentioned in Rule 1.6 shall have agreed to comply with the current regulations for such competition and shall have received notice from the NRA that the competition has been authorized.

1.3 Rules—The local sponsor of each type of competition must agree to conduct the authorized competition according to NRA Rules, except as these Rules have been modified by the NRA in the General Regulations for that type of competition.

1.4 General Regulations—The local sponsor of each type of competition must agree to comply with the General Regulations published by the NRA for the competition concerned. See Appendix in back of this rule book.

1.5 Refusal or Withdrawal of NRA Authorization—The NRA may refuse to authorize or may withdraw its authorization for any competition that cannot, or does not, comply with the requirements for that competition.

1.6 Types of Tournaments—The types of tournaments listed below are those that are Sanctioned by NRA in its competitive shooting program.

(a) *International Matches*—Arranged by the NRA with the recognized

national shooting organization(s) of the countries concerned. The officials of the tryouts are appointed by the NRA.

- (b) *International Team Tryouts*—U.S. tournaments conducted under NRA Rules organized or authorized by the NRA as preliminary or final tryouts for the selection of International Team members. The officials of the tryouts are appointed by the NRA.
- (c) *National Championships*—Organized by the NRA, and in some cases in conjunction with the Corporation for the Promotion of Rifle Practice and Firearms Safety, to form the National Matches. The officials of the matches are appointed by the NRA, in some circumstances in cooperation with the CPRPFS. These tournaments will be Registered.
- (d) *Regional and Sectional Championships*—Arranged between the NRA and a local sponsoring organization. These tournaments will be Registered.
- (e) *State Championships*—Annual tournaments authorized and/or conducted by State Rifle and/or Pistol Associations, affiliated with the NRA. Such State Associations may if desired, authorize local organizations to sponsor and conduct State Championships. In states where there is no NRA affiliated State Association, the NRA may authorize a local organization to sponsor and conduct the State Championship. State Championships will be Registered Tournaments.
- (f) *Registered Tournaments*—May be authorized by the NRA after application has been filed by the sponsoring organization. Application forms are available from NRA on request. National Records may only be established in Registered Tournaments (Rule 17.1).
- (g) *Approved Tournaments*—May be authorized by the NRA after application has been filed by the local organization that will act as the sponsor. Application forms are available from NRA on request.
- 2 (h) *Sanctioned Leagues* (shoulder-to-shoulder or postal)—May be authorized by the NRA after application has been filed by a local group or organization. Application forms are available from NRA on request. Sanctioned League scores are used for classification. A League need not be operated by an Affiliated Club or Organization.
- (i) *Postal Matches*—Organized by the NRA and publicized to groups concerned through the *Shooting Sports USA*, announcements and/or special mailings.
- (j) *Special Tournaments*—May be sanctioned by NRA for types of shooting not otherwise a part of the NRA program.
- (k) *State and Senior Games*—Tournaments that are part of the State and Senior Game program. Such tournaments are not charged fees, nor will any scores fired be used for classification. A simplified sanctioning procedure may be used, and these events will be listed in Coming Events section of *Shooting Sports USA* with the only contact being the State Coordinator.

1.7 Types of matches—

- (a) *Match*—A complete event as indicated in the program for the awarding of certain specific prizes. A match may consist of one or of several stages. It may, in the case of aggregate matches, include the scores fired in several subsidiary matches.
- (b) *Stage*—A portion of a match that consists of one or more strings fired in one position, distance, time allowance (slow or rapid fire, for example), or target.
- (c) *Open Match*—A match open to anyone, except that if so stated in the program an open match may be limited to one or any combination of the following: (a) United States citizens; (b) members of the

National Rifle Association of America; and/or (c) with respect to non-U.S. citizens, (d) persons who are members in good standing of their respective National Shooting Federations or Associations.

- (d) *CPRPFS (“Leg”) Matches*—The Corporation for the Promotion of Rifle Practice and Firearms Safety sponsors Excellence in Competition (“Leg”) Matches that are organized and conducted under the direction and rules of the CPRPFS in conjunction with NRA Regional and State Championships. In addition, the CPRPFS authorizes the NRA to conduct the National Trophy Matches in conjunction with the NRA National Championships. The combined events are titled “The National Matches.”

All CPRPFS matches are conducted in accordance with the CMP Competition Rules and Regulations in their current form. They are not NRA Sanctioned Matches, and scores are not used for classification.

- (e) *Restricted Match*—A match in which competition is limited to specified groups, i.e., juniors, women, police, civilians, veterans, etc.; or to specified classes, i.e., High Masters, Masters, Experts, Sharpshooters, Marksmen, etc.
- (f) *Classified Match*—A match in which awards are given to the winners and to the highest competitors in several specified classes such as High Masters, Masters, Experts, Sharpshooters, Marksmen. The classification of competitors may be accomplished by the National Classification System (Sec. 19) or by other means. The program for classified matches must specify the groups or classes in which awards will be made.
- (g) *Invitational Match*—A match in which participation is limited to those who have been invited to compete.
- (h) *Squadded Individual Match*—A match in which each competitor is assigned a definite relay and target by the Statistical Office. Failure to report on the proper relay or firing point forfeits the right to fire. All entries must be made before firing commences in that match, except when otherwise stated in the tournament program.
- (i) *Unsquadded Individual Match*—A match in which the competitor is not assigned a definite relay or target by the Statistical Office. The competitor reports to the Range Officer within the time limits specified in the program and is then assigned to a target and a relay in which to fire.
- (j) *Re-Entry Match*—A match in which the competitor is permitted to fire more than one score for record; one or more of the highest scores determine the relative rank of competitors. The number of scores that may be fired, and the number of high scores to be considered in deciding the relative rank of competitors must be specified in the program. Scores fired in these matches shall not be used for classification purposes.
- (k) *Squadded Team Match*—A match in which the teams are assigned a definite time to fire. Teams may be assigned one or more adjacent targets. All entries must be made before firing commences in that match. The entire team must report and fire as a unit.
- (l) *Unsquadded Team Match*—A match in which the teams may report to the firing line at any time within the limits specified in the program, targets being assigned by the Range Officer. The entire team must report and fire as a unit, unless the program provides otherwise.
- (m) *Aggregate Match*—A match of the scores from two or more matches. This may be an aggregate of match stages, individual matches, team matches, or any combination, provided the tournament program clearly states the matches that will comprise the aggregate. Entries in aggregate matches must be made before the competitor commences firing in any of the matches making up the aggregate match.

PUBLIC AFFAIRS

All tournament sponsors are urged to give special consideration to the needs of news media personnel in order to achieve maximum publicity for the competition. Public news media personnel representing print and/or broadcast should be given every consideration and cooperation in keeping with the proper conduct and safety of the competition.

2. ELIGIBILITY AND CATEGORIES OF COMPETITORS

Eligibility and Categories of Competitors. The conditions of a match shall prescribe the eligibility and categories of competitors, team or individuals, in accordance with Rule 1.6 and/or the definitions contained in Section 2. Any limitations of eligibility to compete must be stated in the Match Program.

INDIVIDUALS

2.1 Members of the National Rifle Association—Any individual member, including Benefactors, Patrons, Endowment, Life, Annual, Associate, Non-Resident and Junior members.

2.1.1 Non-U.S. Citizens—Non-U.S. Citizens may compete and are eligible to win any NRA Sanctioned Tournament, unless further restrictions are imposed by conditions stated in the program.

4 **2.1.2 Categories and Special Awards**—If there are a sufficient number of competitors of a specific group (i.e., Women, Juniors, Service, etc.), a match sponsor may, at his discretion, establish a separate category for this group and make classification awards within this category, such as 1st Master Service, 3rd Sharpshooter Civilian, and so on. However, if there are insufficient entries of a specific group to warrant such a separation, and if the sponsor still wishes to provide recognition to this specific group, he may provide an overall Special Award such as High Woman, High Junior, etc., and all competitors in this specific group would be eligible for this one Special Award. Details concerning categories and special awards must be clearly outlined in the tournament program.

2.2 Civilian—Any civilian including all members of the Reserve Officers Training Corps (ROTC, NROTC and AFROTC), personnel of the State Security Forces (e.g., State Guard organizations having no federal recognition), retired members of each of the several services comprising the Armed Forces of the United States, and members and former members entitled to receive pay, retirement pay, retainer pay or equivalent pay, are classified as civilians except as noted in the example below. All competitors who are enrolled undergraduates of any of the service academies will be considered as civilians and may compete in collegiate and ROTC categories.

Individuals of any Reserve or National Guard component who, *during the present calendar year*, have not competed as National Guard (2.5) or Regular Service (2.6) or Reserve component (2.7) and have not been provided Service support for competition (in the form of firearms, ammunition, payment of travel or other expenses), wholly or in part, may fire as civilians. The provision of firearms and ammunition for a specific competition (i.e., National Matches or CPRPFS Regional Leg Matches), when such is available to both military and civilian competitors, is not considered Service support under this Rule.

Unless specifically authorized to do so by the tournament program, members of the regular Army, Navy, Air Force, Marine Corps, Coast Guard, members of the Reserve components on active duty, retired personnel of the several services comprising the Armed Forces of the United States on active duty, or police (2.4) are not permitted to compete as civilians.

2.2.1 Senior—A person may compete as a Senior beginning on January 1, of the calendar year in which his or her 60th birthday occurs.

2.2.2 Grand Senior - A person may compete as a Grand Senior beginning on January 1 of the calendar year in which his or her 70th birthday occurs.

2.3 Junior—A person may compete as a Junior through December 31, of the calendar year in which the twentieth birthday occurs. Individuals who have National Guard, Reserve or active duty status and receive support (as defined in Rule 2.2) may not compete as juniors.

2.3.1 Intermediate Junior—A Junior may also compete as an Intermediate Junior from January 1 of the calendar year in which his or her 15th birthday occurs through December 31 of the calendar year in which his or her 17th birthday occurs.

2.3.2 Sub-Junior—A Junior may also compete as a Sub-Junior through December 31 of the calendar year in which his or her 14th birthday occurs.

2.4 Police—

- (a) Regular full time law enforcement officers of a regularly constituted law enforcement agency of a municipal, county, state, or federal government. “Full Time” Police Firearms Instructors in Law Enforcement or Police Academies are eligible to compete in the respective Police category. Official current identification from the agency employing a civilian full-time police firearms instructor will be required.
- (b) Full time salaried Railroad Police; Penal Institution guards; Industrial Police, including Bank Guards; and Armored and Express Company Guards.
- (c) Officers of a regularly organized Reserve or Auxiliary named in (a) above, provided that when on duty they are required to perform the same law enforcement functions and/or duties as the Agency to which they are in reserve and are authorized to be armed by the appointing authority.
- (d) Officers who qualify under sections (a) and (b) may, after retirement and if receiving retirement benefits, enter competition covered by these rules. Such retirees who are employed after retirement in any agency that qualifies for entry in NRA Sanctioned competition as a Police Agency may not compete as a retired officer, but may compete as a member of the organization in which he is at present serving.
- (e) Military Police; Members of the Armed Forces of the United States, Regular or Reserve Component; private detectives; private bodyguards; honorary police or sheriffs; consultants; or any persons who are members of a body organized for ceremonial purposes may not compete in NRA Sanctioned tournaments in the Police Category regardless of the name given to such a body and regardless of the titles given such members.
- (f) Persons employed as Industrial Police by private industry on a part-time basis, or when such employment is not the sole occupation of such persons, may not compete in NRA Sanctioned Tournaments in the Police Category.

5

2.4.1 Eligibility Authentication—It is the competitor’s responsibility to have a Police Identification card in his possession when entering and competing in the Police Category in any NRA Sanctioned Tournament.

2.5 National Guard—Federally recognized officers or enlisted members of the Army National Guard, Air National Guard, or the Naval Militia of the several states, territories, the District of Columbia, or the Commonwealth of Puerto Rico, who are not on extended active duty, are eligible to compete as Juniors and/or Collegiate, if otherwise qualified.

2.6 Regular Service—Officers or enlisted members of the Regular United States Army, Navy, Air Force, Marine Corps, Coast Guard, and members of Reserve components thereof, who are on extended active duty; provided the term “Reserve Components” shall include Army National Guard and Air National Guard called into federal service and while in such status, are eligible to compete as Juniors and/or Collegiate, if otherwise qualified.

2.6.1 Military Veteran - Former military personnel, other than active duty or reserve, in possession of any one of the following documents, for DD214, retired military identification card or membership in a veterans’ organization are allowed to compete.

2.7 Reserve Components—Officers and enlisted members of any Reserve component of the Armed Forces, exclusive of the Army National Guard and the Air National Guard of the United States, not on extended active duty, are eligible to compete as Juniors and/or Collegiate, if otherwise qualified.

2.8 College—Regularly enrolled undergraduate students who carry 12 or more semester hours or the equivalent in an accredited two or four-year collegiate level institution and who have not received a Bachelor’s Degree. Eligibility to compete as a collegian shall extend for a maximum of four years within a five year period beginning when a student first attends any class as a full-time (12 or more credit hours) student. The five-year period may only be interrupted by extended military service. (60 consecutive days or more), service with a recognized foreign aid agency of the U.S. Government or certified missionary service.

2.9 School—Regularly enrolled undergraduate students of any primary or secondary school, who comply with the eligibility rules of their institutions.

TEAMS

2.10 Team Representation—No individual may be a Team Captain, Coach, firing member, or alternate firing member on more than one team in any match.

6

- (a) A non-firing coach does not have to be a member of the Club (Rule 2.11), State Association (Rule 2.12), or Military Service (Rule 2.13) that they are coaching.

Note: Entries will not be accepted from “Pickup” teams (teams whose members are selected without regard to club or other organization affiliation) unless the program specifically provides for such eligibility. Scores fired by pickup teams are not eligible for National Records.

2.11 Club Teams—All team members, including Team Captain and firing Coach, must have been active fully-paid members of the club that the team represents for a period of at least 30 days immediately prior to the competition. The club may be affiliated with NRA. There are two types of teams allowed in this rule:

- (a) Local Club Teams—Local Club Teams must be composed of members who reside legally within the same state, territory or province or residents of other states who live within 50 miles of the local club.
- (b) Open Club Teams—Open Club Teams must be composed of members all of whom are not necessarily legal resident in the same state, territory or province. This definition is intended to include members of Military Veterans Teams. (A single club could have more than one team, one of which could be a Local Club and another an Open Club Team).
- (c) Non-US Citizens competing in team matches shall enter in the Open Club category.

NOTE: The Internet website “Mapquest (www.mapquest.com) will be used to determine the distance between the local club’s NRA address of record and the competitor’s NRA address of record.

2.12 State Association Teams—Members, including Team Captains and firing Coach, of such teams must be bona fide residents of the State represented, and individual members of the State Rifle and/or Pistol Association represented if such State Association provides for individual membership, or be members of a rifle and/or pistol club that is affiliated and in good standing with the State Association concerned at the time of the competition. State Association Teams permitted to enter the competition concerned by the tournament program conditions must be authorized and accredited by the State Association for that tournament. Authorization shall be signed by the State Association President, Vice President or Secretary. Such State Associations must be affiliated and in good standing with the NRA at the time of the competition.

Note: Teams representing State Associations, Leagues and other associations (composed of more than one club) are not club teams. Such teams may enter NRA sanctioned matches only when the program specifically authorizes such entry.

2.13 Regular Service, National Guard or Other Armed Forces Reserve Teams—Members, including Team Captains and firing Coach, of such teams must have been commissioned or enlisted members of their respective service for a continuous period of at least 30 days immediately preceding the day of competition. Army National Guard, Air National Guard, and Naval Militia personnel may be combined into a single team.

2.13.1 Military Veterans Teams - Former military personnel, including Team Captains and firing Coach, other than active duty or reserve, in possession of any one of the following documents, Form DD214, retired military identification card or membership in a veterans' organization are allowed to form a legal team to compete.

2.14 Police Teams—Members of such teams must be from the same agency, regular or reserve, and in active service for a continuous period of at least 30 days immediately preceding the day of competition.

2.15 Civilian Club Teams—Firing and alternate members of such teams must comply with the requirements of Rules 2.2 and 2.11.

7

2.16 College Teams—Firing and alternate members of such teams must comply with Rules 2.8 and 2.11.

2.17 School Teams—Firing and alternate members of such teams must comply with Rules 2.9 and 2.11.

2.18 Junior Club Teams—Firing and alternate members of such teams must comply with Rules 2.3 and 2.11.

2.19 Out of Competition Teams—Teams that do not comply with eligibility, residency or are otherwise ineligible, that elect to do so, may enter and participate in any team event as Out-of-Competition Teams. Their scores will be recorded in the competition results in an Out-of-Competition category. If range capacity is reached in any team event, priority in accepting entries shall be given to eligible teams. Out-of-Competition Teams are not eligible to win any awards. Scores fired by individual members of Out-of-Competition teams shall not be eligible for special awards that recognise individual shooter's scores in Team Matches.

2.20 Residence—In those matches which are limited to residents of any specified geographical area a "resident" is defined as:

- (a) A person who presents a current photo identification issued by a government entity, which shows a residential address within the specified geographical area.
- (b) Military Personnel: The place of residence of members of the Military on active duty is defined as the place at which they are stationed by reason of official orders, provided they have been so stationed within the specified area for a period of at least 30 days immediately prior to the day of the match. In the case of Retired, Reserve, or National Guard personnel not on active duty, the provisions of paragraphs

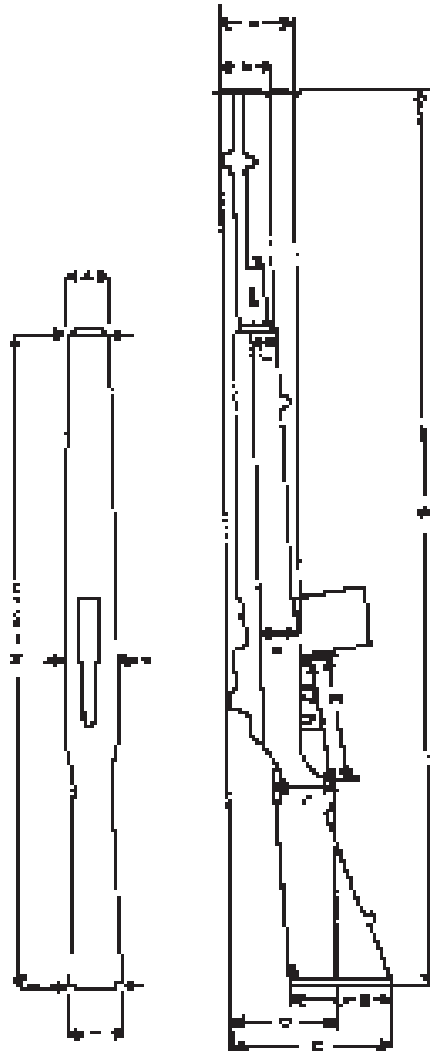
- (a) will apply. Naval personnel assigned on sea duty qualify for a residence in the area which is the usual base or home port of the unit to which attached.
- (c) Federal and State Law Enforcement Officers: The provisions of paragraph (b) will apply.

3. EQUIPMENT AND AMMUNITION

This section defines authorized equipment. Where alternative types of equipment are shown, the least restrictive conditions apply unless the tournament program sets forth limitations.

3.1 Service Rifle—As issued by the U.S. Armed Forces, or the same type and caliber of commercially manufactured rifle, having not less than 4 1/2 pound trigger pull, with standard type stock and standard type leather or web sling. External alterations to the assembled arm will not be allowed. The application of synthetic coating, which includes those containing powdered metal, to the interior of the stock to improve bedding is authorized provided the coating does not interfere with the function or operation of safety features. The front and rear sights must be the standard or National Match design, but may vary in dimensions or rear sight aperture and front sight blade. The rear sight aperture may be hooded. The internal parts of the rifle may be specially fitted and include alterations that will improve the functioning and accuracy of the arm, provided such alterations in no way interfere with the proper functioning of the safety devices as manufactured. The rifle must be so modified as to be incapable of automatic fire without removing, replacing or altering parts. The gas system must be fully operational.

- (a) U.S. Rifle, Caliber .30M1, or caliber 7.62mm M1—A device consisting of modified cartridge clip that is intended to permit single loading from the clip into the chamber during slow fire is considered an internal alteration to improve functioning and is permissible under this rule.
- 8 (b) U.S. Rifle, Caliber 7.62 mm M-14—Must be no more than 2 inches wide at a point immediately to the rear of the front band, no more than 2 1/2 inches wide at the front and rear of the receiver, and have a continuous taper from receiver to front band. Width at receiver may be carried through to the butt plate, which may be the flat M-1 or hinged M-14 plate, which will be used only in the folded position. In all courses and in all positions the standard 10- or 20-round box magazine or a reduced capacity magazine of the same external dimensions will be allowed. *For stock dimensions see diagram.*
- (c) U.S. Rifle, Caliber 5.56 mm M16 series—In all courses of fire and in all positions the standard 10-, 20- or 30-round box magazine or a reduced capacity magazine of the same external dimensions will be attached. A case deflector (D.C.-T-30 or commercial equivalent) is allowed.
- (d) U.S. Rifle, Caliber 7.62 mm M-110 series— In all courses of fire and in all positions the standard 20-round box magazine or a reduced capacity magazine of the same external dimensions will be attached. The flash suppressor may be removed or the rifle may be manufactured without a flash suppressor. Barrel length may not exceed 20 inches, as measured to the end of the rifling in the barrel. The front sling must be attached to the end of the handguard, and must remain in the 6 o'clock position no more than 1/2 inch from its original location. The sights must be of the standard design found on the M-16 series of firearms. Rear sight windage and elevation adjustments may be modified to allow finer adjustments. Plastic covers may be used on the mounting rails on the handguard.



9

(e) Any rifle or modified rifle not covered by NRA Rule 3.1, but permitted by CMP Rules is considered a service rifle in NRA sanctioned competition.

KEY

Stock Dimensions for M-14/M-1-A.

Assembled Rifle—Height from bench (baseline)—All measurements are maximum allowable except “E”

- A –Depth immediately behind stock ferrule – 3 1/4”
- B –Depth at front end of trigger housing bedding pads – 4”
- C –Depth at front toe of pistol grip – 6 1/8”
- D –Depth at toe of stock – 8”
- E –From rear of magazine (inserted and locked), across top of magazine release to toe of pistol grip – not less than 6 1/4”
- F –Width at front end of trigger housing bedding pads – 2 1/2”
- G –Total length from tip of suppressor to butt plate – 45”

Stock Alone

- H –Width immediately behind stock ferrule – 2”
- I –Width at rear of stock – 2 1/2”
- J –Depth immediately behind front stock ferrule – 1 3/4”

- K –Depth where tips of trigger housing bedding pads will rest – 2”
- L –Depth from toe of pistol grip to comb of stock – 4 1/2”
- M –Depth at buttplate – 5 1/2”
- N –Total length from stock ferrule – 33 1/2” with butt plate (minimum 32 1/2”)

3.2 Any Rifle—A rifle with no restrictions on sights or accessories including Schuetzen type buttplates and palm rests except that it must be safe to competitors and range personnel. Ammunition will be restricted to no larger than .35 caliber. (Attention is directed to safety fan limitations of various ranges. Individual ranges may further restrict ammunition). The provisions of Rule 3.16.1 apply to this definition.

- (a) See Rule 3.4 and 3.14.
- (b) Any rifle not meeting eligibility requirements of 3.1, 3.3, 3.3.1 or 3.3.2 is considered to be an Any Rifle.

3.3 NRA Match Rifle—A center fire rifle with metallic sights and a magazine capable of holding not less than 5 rounds.

- (a) See Rule 3.14, Palm Rest.
- (b) A service rifle may be used as a match rifle unless otherwise stated in the program. Any service rifle used as an NRA Match Rifle shall conform to Rule 3.1 as applies to trigger pull.
- (c) Semi-Automatic rifle. M-16 or commercially equivalent rifles, configured or customized as NRA Match Rifles are exempt from the 4 1/2 pound trigger weight requirement.
- (d) Any semi-automatic rifle that has an original factory designed receiver/frame in excess of 3 1/4 inches below the center line of the border may be used as an NRA Match Rifle.
- (e) Other Nations—A center fire rifle with metallic sights. This rifle must meet the requirements to be a legal target rifle and the participant’s home country, and may only be used by someone who is a foreign national, and can provide evidence thereof. (It would be wise for a foreign competitor to have a copy of his own country’s rifle rule, or letter of certification from his National Association with him when competing under this rule.)

10

3.3.1 U.S. Palma Rifle—

- (a) A rifle with metallic sights chambered for the unmodified .308/7.62 or .223/5.56 NATO cartridge case.
- (b) Any service rifle with metallic sites chambered for the unmodified .308/7.62 NATO or .223/5.56 NATO cartridge case.

3.3.2 NRA Any Sight Match Rifle/Tactical Rifle— Same as NRA Match Rifle Rule 3.3 except there is no restriction as to sights. The following restrictions will apply:

- (a) No person firing an any sight rifle under 3.3.2 will be allowed to compete with any other group of shooters who are also firing. A competitor using an any sight rifle under Rule 3.3.2 will only be eligible for awards in their own division.
- (b) Bipods may be attached but not utilized. Ammunition will be restricted to no larger than .35 caliber.
- (c) Competitors may use a service rifle equipped with optic sights to compete under this rule. Competitors using service rifles described in Rules 3.1(c) and 3.1(d) may remove the carry handle to allow mounting of the optic sight.

3.4 Reduced Capacity Magazine—In slow fire, auto rifles using an external detachable magazine, a reduced capacity magazine must not exceed the external dimensions of the original rifle magazine. Reduced capacity magazines may not be larger than the rifle's magazine well dimensions. A single round loading block is considered a reduced capacity magazine. Any device inserted in the magazine well in lieu of a single loading device or magazine will conform to the other restrictions contained herein.

3.5 Automatic Rifle—No rifle is permitted unless it is incapable of automatic fire without the replacement or alteration of parts.

3.6 Blank

3.7 Sights

(a) Metallic—

(1) Non-corrective:

Any sighting system constructed of metal or equivalent which provides a method of aiming by aligning 2 separate but visible sights or reference points, mounted on the rifle, including tube sights and non-magnifying filters.

(2) Corrective:

(Front Sight)—A lens and/or filter may be used in conjunction with the front and/or rear sight.

(Rear Sight)—A corrective lens may be placed inside the rear sight hood on service rifles conforming to Rule 3.1. No part of the lens or method of installing the lens may protrude outside the rear sight hood.

(b) Telescopic—

Any sighting system which includes a lens or system of lenses and an aiming reference or reticle at the focal plane of a lens or system of lenses.

(c) Any—

Any sight without restriction as to material of construction.

Any sighting device programmed to activate the firing mechanism is prohibited.

3.8 Spotting Scope—The use of a telescope to spot shots is permitted. It may be positioned forward of the shooter's forward shoulder.

3.9 Shooting Kits—The shooting kit may not be placed forward of the shooter's forward shoulder on the firing line. The shooting kit or stool may not be of such size and construction as to interfere with shooters on adjacent firing points or to constitute a wind break. (Use of a rifle rest forward of the forward shoulder is prohibited except in the prone position for resting the rifle between shots. See Rule 6.1.)

3.9.1 Personal Wind Indicators—Self contained wind indicators may be used, as long as they do not present a hazard or impediment to other competitors or range operations and are not placed forward of the firing line.

3.10 Ground Cloths or Ground Pads—A competitor may use one or more ground cloths or ground pads so long as they are not constructed or used in a manner to provide artificial rest or support.

3.11 Gloves—Gloves may be worn which do not provide artificial support.

3.12 Padding—Shoulder pads, sling pads and elbow pads may be worn provided they are constructed so as not to provide artificial support.

3.12.1 Shooting Pants—Trousers made of cotton, cotton twill, khaki or similar weight material which may have non-slip- patches added to the knees and buttocks are permitted. Trousers made of any heavier material for example, leather or canvas are considered to provide artificial support and are prohibited.

3.13 Slings—A sling may be a strap or straps made of leather, webbing, or synthetic material, and hooks, buckles, and keepers as necessary for attachment to the rifle and adjustment to the shooter. Unless otherwise specified in match conditions or position descriptions (Rule 5.12), the sling may be used in connection with one arm to steady the rifle. A button, hook or strap may be placed on the sleeve of the shooting coat to support the sling loop that is placed on the upper arm.

- (a) The sling need not be attached to the buttstock sling swivel in the prone, sitting or kneeling positions. (See Rule 5.12 for standing requirements)
- (b) Service Rifle Slings - On service rifle slings, metallic wraps and other type reinforcements to the sling keepers are not authorized. Standard issue type leather or web slings may be no wider than 1.250" and no thicker than .190". Leather slings may have no more than two keepers no wider than .860" each. Keeper ends may be joined by metallic devices. The overlap at the joining area may be no more than 1.10" and must be on the flat, i.e., may not go around the curved edge of the keeper. Placement of cartridge cases, spindles, and so forth, to tighten or lock the sling are not authorized. A button, hook or strap may not be used on the sleeve of the shooting coat to support the sling loop that is placed on the upper arm.

3.14 Palm Rest—Any attachment or extension of stock design which aids the normal hand grip and/or support of the rifle by the forward hand that extends to a depth of more than 3.6 inches below the centerline of the bore is a palm rest. The standard box magazine/reduced capacity magazines, Rule 3.4, of rifles under Rules 3.1 and 3.3 are not considered palm rests. Palm rests may only be used on "Any" rifles (Rules 3.2).

12

3.14.1 Kneeling Roll—A small cylindrical cushion is permitted for shooting in the kneeling position; maximum dimensions will be 9.84 inches long (25 cm) and 7.08 inches in diameter (18 cm). The roll will be made of soft and flexible material.

3.15 Buttplate—A butt or buttplate may have a curved rear surface in which the depth of the curve cannot exceed .8 inches when measured from a straight line drawn from the top to the bottom of the buttplate. The butt or buttplate may not have a hook or stud engaging in a hole or receptacle in the shoulder of the shooting coat or shirt, or have a knob or prong extending rearward more than 1/2 inch from the heel or toe of the butt.

3.16 Release Triggers—Triggers which function on release are prohibited.

3.16.1 Compensators and Muzzle Brakes—The use of compensators or muzzle brakes is prohibited. An extension tube that has been installed on the muzzle of a rifle to extend the sight radius shall not be considered a "muzzle brake." The extension tube must have an interior diameter of .5 inches or greater and may have 1/4 inch x 1 inch slots cut at 12 and 6 o'clock to remove cleaning patches. Threaded holes along the top of this tube for the installation of sight bases will be allowed.

- (a) Sound suppressors are not authorized for use in high power competition.

3.17 Ammunition—No bullet diameter larger than .308 inch (7.62mm) will be used for NRA High Power Rifle competition except for rifles used under Rule 3.2.

- (a) Service—Ammunition manufactured for or by the Government and issued for use in service arms. The use of armor piercing ammunition may be prohibited by local range or match regulations. Use of tracer or incendiary ammunition is prohibited.

- (b) Any - Ammunition of any description that may be fired without danger to competitors or range personnel. Tracer or incendiary ammunition is prohibited. The use of armor piercing or any other type ammunition may be prohibited by local range or match regulations. Any ammunition that repeatedly blows primers or splits cases will be ruled defective or unsafe, and will be removed from the firing line.

3.18 General—All devices or equipment which may facilitate shooting and which are not mentioned in these rules, or which are contrary to the spirit of these rules and regulations, are forbidden. The Match Director, Official Referee, Jury Chairman or Supervisor shall have the right to examine a shooter's equipment or apparel. The responsibility shall be upon the competitor to submit questionable equipment and apparel for official inspection and approval in sufficient time prior to the beginning of a match so that it will not inconvenience either the competitor or the official.

3.19 Eye Protection*—All competitors and other personnel in the immediate vicinity of the range complex are urged to wear protective eye wear.

3.20 Ear Protection*—All competitors and other personnel in the immediate vicinity of the range complex are urged to wear hearing protection devices of either the passive or electronic type. Standard medically prescribed hearing aids may be used.

*Match sponsors (and/or ranges) may require eye and ear protection.

3.21 Empty Chamber Indicator (ECI)—The use of an empty chamber indicator (ECI) is required in all NRA High Power Rifle Competitions to indicate that the rifle is safe. By definition, the ECI must be of a highly visible color such as yellow or orange, and must extend far enough into the chamber of the rifle to ensure the absence of a cartridge in the chamber once the ECI has been inserted. The flag portion of the ECI must extend far enough from the open action so that it is readily visible to line staff, referees and other competitors.

3.22 Electronic Devices—Competitors are responsible to ensure that all electronic communications and audio devices in their possession forward of the ready line are silenced and communication disabled.

13

- (a) During team matches only, team members may communicate with each other via hard-wired communications devices. These communication devices must not transmit over a radio frequency, and must not interfere with safety, range operations were other competitors.

4. TARGETS

4.1 Official Targets—In NRA Sanctioned competition, only targets printed by NRA Licensed Manufacturers, bearing the Official Competition target seal, or military targets issued by the Armed Services, without modification except as authorized by NRA, will be used. All NRA Official Competition Targets are printed by NRA licensed Manufacturers only. They may not be modified by the user or the Manufacturer, except with specific written permission from NRA Competitions Division. NRA Target masters are made using Computer Assisted Design and must be used in production of all NRA Targets.

Note: The military target for 200 and 300 yards is known as "Target, Rifle, Competition, Short Range" and the target for 500 and 600 yards is known as "Target, Rifle, Competition, MidRange." These definitions are abbreviated as "SR" and "MR" respectively in the descriptions which follow for the reduced targets.

OFFICIAL TARGET DIMENSIONS

All high power rifle targets have single bullseyes.

4.2 100 Yard Targets

- (a) NRA No. SR-1 Reduction of the SR Target for use at 100 yards to simulate the 200-yard stages of the National Match Course.

<i>Aiming Black</i>	<i>(inches)</i>	<i>Rings in White</i>	<i>(inches)</i>
X ring	1.35	8 ring.....	9.35
10 ring	3.35	7 ring.....	12.35
9 ring	6.35	6 ring.....	15.35
.....		5 ring.....	18.35

- (b) NRA No. SR-21—Reduction of the SR-3 target to simulate the 300-yard stage of the National Match Course at 100 yards.

<i>Aiming Black</i>	<i>(inches)</i>	<i>Rings in White</i>	<i>(inches)</i>
X ring	0.79	7 ring.....	8.12
10 ring	2.12	6 ring.....	10.12
9 ring	4.12	5 ring.....	12.12
8 ring	6.12		

- (c) NRA No. MR-31—Reduction of the MR-1 target to simulate the 600-yard stage of the National Match Course at 100 yards.

<i>Aiming Black</i>	<i>(inches)</i>	<i>Rings in White</i>	<i>(inches)</i>
X ring	0.75	6 ring.....	7.75
10 ring	1.75	5 ring.....	9.75
9 ring	2.75		
8 ring	3.75		
7 ring	5.75		

4.3 200 Yard Targets

- (a) No. SR Military “Target, Rifle, Competition, Short Range.”

14

<i>Aiming Black</i>	<i>(inches)</i>	<i>Rings in White</i>	<i>(inches)</i>
X ring	3.00	8 ring.....	19.00
10 ring	7.00	7 ring.....	25.00
9 ring	13.00	6 ring.....	31.00
		5 ring.....	37.00

- (b) NRA No. SR-42—Reduction of the SR-3 target to simulate the 300-yard stage of the National Match Course at 200 yards.

<i>Aiming Black</i>	<i>(inches)</i>	<i>Rings in White</i>	<i>(inches)</i>
X ring	1.90	7 ring.....	16.56
10 ring	4.56	6 ring.....	20.56
9 ring	8.56	5 ring.....	24.56
8 ring	12.56		

- (c) NRA No. MR-52—Reduction of the MR-1 target to simulate the 600-yard stage of the National Match Course at 200 yards.

<i>Aiming Black</i>	<i>(inches)</i>	<i>Rings in White</i>	<i>(inches)</i>
X ring	1.79	6 ring.....	15.79
10 ring	3.79	5 ring.....	19.79
9 ring	5.79		
8 ring	7.79		
7 ring	11.79		

- (d) NRA No. SR-5—Same scoring ring dimensions as No. SR Military with scoring rings through 7 only; paper size 28 x 28 inches. For use at 200 yards on ranges with small target frames.

4.4 300 Yard Targets

- (a) NRA No. SR-3—Enlarged aiming black for use in 300-yard rapid fire matches only. Scoring rings the same as the SR target, with the 8-ring in the aiming black.

<i>Aiming Black</i>	<i>(inches)</i>	<i>Rings in White</i>	<i>(inches)</i>
---------------------	-----------------	-----------------------	-----------------

X ring	3.00	7 ring	25.00
10 ring	7.00	6 ring	31.00
9 ring	13.00	5 ring	37.00
8 ring	19.00		

(b) NRA No. MR-63—Reduction of the MR-1 target for use at 300 yards to simulate the 600-yard stage of the National Match Course.

<i>Aiming Black</i>	<i>(inches)</i>	<i>Rings in White</i>	<i>(inches)</i>
X ring	2.85	6 ring	23.85
10 ring	5.85	5 ring	29.85
9 ring	8.85		
8 ring	11.85		
7 ring	17.85		

4.5 500 Yard Target

(a) No. MR-Target, Rifle, Competition Mid-Range. Used in 500-yard matches only.

<i>Aiming Black</i>	<i>(inches)</i>	<i>Rings in White</i>	<i>(inches)</i>
X ring	5.00	5 ring	36.00
10 ring	10.00		
9 ring	15.00		
8 ring	20.00		
7 ring	25.00		
6 ring	30.00		

4.6 600 Yard Target

(a) MR-1 target—Enlarged aiming black for use in 600-yard matches only.

<i>Aiming Black</i>	<i>(inches)</i>	<i>Rings in White</i>	<i>(inches)</i>
X ring	6.00	6 ring	48.00
10 ring	12.00	5 ring	60.00
9 ring	18.00		
8 ring	24.00		
7 ring	36.00		

4.7 800, 900, and 1000 Yard Target

(a) NRA No. LR—

<i>Aiming Black</i>	<i>(inches)</i>	<i>Rings in White</i>	<i>(inches)</i>
X ring	10.00	7 ring	60.00
10 ring	20.00	6 area.....	72x72 square
9 ring	30.00		
8 ring	44.00		

(b) NRA No. LR Center—Paper size is approximately 45 x 45 inches. Same scoring ring dimension as NRA No. LR, through 8 ring (may have arcs of 7 rings on corners of the paper). For use with NRA No. LR; or may be used to provide the equivalent of No. LR by superimposing on the Military MR Target with MR 5 ring becoming the LR 7 ring; or on the Military B Target with B 3 ring becoming the LR 7 ring. In these uses, the area outside the 7 ring is the 6 area.

(c) Match sponsors who are unable to obtain single sheet LR target faces that measure the required 72 inches x 72 inches may use commercially procured fractional target faces that, when combined, Approximately form the intended target face. Such fractional target faces must fully form the 7 ring. If fractional target faces are used, and he hits outside the 7 ring that still strike the intended 72 inch x 72 inch target face shall be scored as a 6.

5. POSITIONS

Positions—The positions for use in a match shall be stated in the program under conditions of the match and shall be in accord with the definitions of positions prescribed in this section.

5.1 The Ground—All references to “the ground” in the following position Rules are to be construed as applying to the surface of the firing point, floor, or shooting mats, and platforms as are customarily used on shooting ranges.

5.2 Artificial Support—Any supporting surface except the ground not specifically authorized for use in the Rules for the position prescribed. Digging of elbow or heel holes at the firing points which form artificial support for the elbows, arms, or legs is prohibited. Use of artificial support, including back braces, is prohibited except as individually authorized by NRA for a physically handicapped shooter.


5.3 Position of Rifle Butt—In all positions, except standing (Rule 5.12), the butt of the rifle must be held against the front of the shoulder on the outside of the shooting coat or shirt and must not touch the ground. In the standing position, the butt of the rifle may be held against the upper arm.

5.4 Rifle Magazine—The magazine of the rifle may touch the person or clothing of the shooter, but may not touch the ground or be used to provide artificial support.

5.5 Blank


Illustrations indicate some approved positions.

16



5.6 Prone—Body extended on the ground, head toward the target. The rifle will be supported by both hands and one shoulder only. No portion of the arms below the elbows shall rest upon the ground or any artificial support, nor may any portion of the rifle or body rest against any artificial support. The magazine may not compress the coat to the ground so as to provide artificial support (see Rules 5.2 and 5.4).


5.7 Blank



5.8 Kneeling—Buttocks clear of the ground, but may rest on one foot. The rifle will be supported by both hands and one shoulder only. The arm supporting the rifle must rest on the knee or leg. The elbow of the trigger arm will be free from all support. One knee must be touching the ground. A roll as described in Rule 3.14.1 may be placed under the instep provided the foot is placed toe down at an angle not greater than 45 degrees from the vertical. Only the


trousers and underclothing may be worn between the shooter's buttocks and heel. The jacket or other article may not be placed between these two points. If the kneeling roll is not used, the foot may be positioned at any angle, to include placing the side of the foot and the lower leg in contact with the ground.

5.9 Blank



5.10 Sitting—Weight of the body supported on the buttocks and the feet or ankles, no other portion of the body touching the ground. The rifle will be supported by both hands and one shoulder only. Arms may rest on the legs at any point above the ankles.

17



5.12 Standing—Erection on both feet, no other portion of the body touching the ground or any supporting surface. The rifle will be supported by both hands, the chin, and one shoulder and upper arm. The upper arm is defined

as from the middle of the bicep toward the shoulder. The elbow or back of the forward arm may be placed against the body or rested on the hip. The sling may not be used for support and may not be wrapped around the arm or hand. The butt of the rifle must be on the outside of the coat.

NOTE - Discharging a firearm while resting the butt of the firearm on the top of the shoulder is not allowed and may result in personal injury.

- (a) If attached to an NRA Match Rifle, the sling must be attached to both the forearm and buttstock sling swivels and may or may not be included in the grasp.
- (b) Service Rifles are required to have a sling attached to the rifle (See Rule (3.1). The sling must be attached to both the forearm and buttstock sling swivels and may or may not be included in the grasp. The position of the sling on M-14 and M-16 series rifles is to the bottom, left or right of the magazine.

5.13 Any—Any position in which the rifle is supported only by the body, assisted if desired by the sling, with no artificial support, and by which no competitors or range personnel are endangered. National Records may not be established by competitors using Rule 5.13.

6. RANGE STANDARDS

6.1 Firing Line—The firing line is immediately in front of the several firing points. All ranges are measured from this firing line to the face of the targets when targets are hung in their proper position in front of the backstop.

6.2 Firing Point—That part of the range provided for the competitor immediately in the rear of the firing line from which firing takes place. Each firing point is numbered to correspond with the target frames. Each firing point should have a minimum width of 6 feet.

18 **6.3 Shelter**—The firing points may be protected with a roof but may not be wholly or partly enclosed. Competitors must be exposed to prevailing winds. This does not preclude the construction of ranges within areas surrounded or partially surrounded by safety walls or structures designed for the suppression of sound. Umbrellas or other types of temporary individual shelters are not permitted.

6.4 Distances—Matches are commonly fired at ranges of 100, 200, 300, 500, 600, 800, 900 and 1000 yards.

6.5 Illumination—Artificial illumination of ranges is authorized.

6.6 Target Numbers—The numbers will be large enough to be identified under ordinary conditions with normal vision. Numbers must correspond with firing point numbers. Target numbers will be fixed in position so as to remain visible when targets are exposed and when concealed. Single digit numbers on the number boards to correspond to the last digit of the firing point number will be allowed, and should be painted black on white or white on black.

6.7 & 6.8 Blank

6.9 Range Safety Flag—A red flag visible from the firing line, when possible, will be displayed when firing is in progress (Recommended size of range flags is 5 ft., 9 3/8 inches. At the hoist, 18 feet in length and tapered the full length of the lower edge to be 3 feet wide at the fly end and made of red cotton flag bunting.)

6.9.1 Wind Flag—Wind flags should be displayed at various distances between the firing line and the targets. It is recommended that the flags be placed at 200, 500 and 700 yards. It is further recommended that the flag be 48 inches by 18 inches at tip and 12 feet in length. This flag will be of two colors, red and yellow.

6.10 Communication—Communication will be maintained between the target pit and firing line whenever personnel are in the pits.

7. COURSES OF FIRE

The following courses and types of fire are most commonly found in NRA Sanctioned high power rifle competition, fired on standard targets described in Section 4. See Section 8 for time allowances, Rule 17.5 for courses of fire for which National Records are recognized, and Rule 19.5 and 19.5.1 for courses of fire used for classification.

Other courses of fire, other time limits, or the use of other targets, may be scheduled by sponsors provided the conditions are clearly stated in the program.

STANDARD SINGLE-STAGE MATCH COURSES OF FIRE:

(An asterisk (*) indicates a reduced target and distance course)

	Course Position	No. of Shots	Type of Fire	Distance	Target	
7.1	*Standing	10 or 20	slow	100 yds.	SR-1	
7.2	*Sitting or Kneeling	10 or 20	rapid	100 yds.	SR-1	
7.3	*Prone	10 or 20	rapid	100 yds.	SR-21	
7.4	*Prone	10 or 20	slow	100 yds.	MR-31	
7.5	*Standing	10 or 20	slow	200 yds.	SR	
7.6	*Sitting or Kneeling	10 or 20	rapid	200 yds.	SR	
7.7	*Prone	10 or 20	rapid	200 yds.	SR-42	
7.8	*Prone	10 or 20	slow	200 yds.	MR-52	
7.9	*Prone	10 or 20	rapid	300 yds.	SR-3	
7.10	*Prone	10 or 20	slow	300 yds.	MR-63	19
7.11	Prone	10 or 20	slow	500 yds.	MR-65	
7.12	Prone	10 or 20	slow	600 yds.	MR-1	
7.13	Prone	10 or 20	slow	1000 yds.	LR	

STANDARD MULTIPLE STAGE OR AGGREGATE MATCH COURSES OF FIRE:

7.14 National Match Course (50 shots):

Standing	10	slow	100 or 200 yds.	SR-1 or SR
Sitting or Kneeling	10	rapid	100 or 200 yds.	SR-1 or or SR
Prone	10	rapid	100, 200 or 300 yds.	SR-21, SR-42 or SR-3
Prone	20	slow	100, 200, 300, 500 or 600 yds.	MR-31, MR-52, MR-63, MR-65 or MR-1

7.15 80 Shot Regional Course:

Standing	20	slow	100 or 200 yds.	SR-1 or SR
Sitting or				

Kneeling	20	rapid	100 or 200 yds.	SR-1 or SR
Prone	20	rapid	100, 200 or 300 yds.	SR-21, SR-42 or SR-3
Prone	20	slow	100 200 300 500 or 600 yds.	MR-31, MR-52, MR-63 MR-65 or MR-1

7.16 100 Shot Regional Course:

Standing	20	slow	100 or 200 yds.	SR-1 or SR
Sitting or Kneeling	20	rapid	100 or 200 yds.	SR-1 or SR
Prone	20	rapid	100 200 300 yds.	SR-21, SR-42 or SR-3
Prone	20	slow	100 200 300 500 or 600 yds.	MR-31, MR-52, MR-63, MR-65 or MR-1

Prone (the 600 yd. stage is repeated to make up the 100 shots)

7.17 National Long Range Course (60 shots):

Standing	10	slow	200 yds.	SR
Sitting or Kneeling	10	rapid	200 yds.	SR
Prone	10	rapid	300 yds.	SR-3
Prone	10	slow	600 yds.	MR-1
Prone	20	slow	1000 yds.	LR

20

7.18 Palma Course (45 shots):

Prone	15	slow	800 yds.	LR
Prone	15	slow	900 yds.	LR
Prone	15	slow	1000 yds.	LR

7.19 Long Range Regional Course

(a) (110 shots) Palma Rifle (Rule 3.3.1)

Day 1	Individual Palma Match (Rule 7.18) Individual 1,000 yd. Match
Day 2	Individual Palma Match (Rule 7.18)

(b) (National Records in the Palma course can only be established with the U.S. Palma Rifle, Rule 3.3.1).

Day 1	Three - 1,000 yd. Individual Matches.
Day 2	Two - 1,000 yd. Individual Matches.

7.20 Mid-Range Prone Courses—

Position	Range	Target	#Shots
Prone	300 yds	MR-63	15 or 20
Prone	500 yds	MR-65	15 or 20

Prone	600 yds	MR-1	15 or 20
-------	---------	------	----------

Note: The Mid-Range Course of fire may be shot in any combination at 300, 500, or 600 yds. Mid-range regional Course of Fire to consist of at least two days of firing with a minimum of 120 shots.

7.21 Springfield Course (50 shots):

Prone	20	slow	300 yds.	SR-3
Prone	10	rapid	300 yds.	SR-3
Sitting	10	rapid	300 yds.	SR-3
Standing	10	slow	300 yds.	SR-3

8. TIME LIMITS

8.1 Computing Time—Time is not checked on each shot. In slow fire the time allowance is computed for a complete stage (including sighting shots when specified) on the basis of the specified number of shots multiplied by the allowance per shot. If all competitors in that relay have completed firing, the Chief Range Officer may terminate any slow fire relay before completion of the full time allowance. In rapid fire the time allowance is specified for the complete string. Targets must be fully exposed for the full time specified for that rapid fire string. Time allowed but not used does not carry over to another string or stage.

Note: To time rapid fire strings, start the stopwatch when targets are fully exposed (at the top of the travel of the target carrier) and stop the stopwatch when targets start to be withdrawn into the pits.

8.2 Time Allowances:

- (a) Slow Fire—The time allowance is one minute per shot, except that at ranges over 600 yards it may be up to 1 1/2 minutes per shot if so specified in the program. At distances of 1000 yards, where unlimited practice shots are allowed, all record firing and practice firing must be completed within the time limit of 30 minutes for a 20 shot match. This is computed at 1 1/2 minutes per shot for each record shot. In the Palma Course, all practice firing and the specified 15 record shots must be completed within a 22 minute time limit per stage.
- (b) Rapid Fire—In rapid fire, when the sitting or kneeling position is to be used, the time limits for 10 shots will be 60 seconds. When the prone position is to be used, the time limits for 10 shots will be 70 seconds.

8.3 Team Time—Team time will be allowed as follows:

- (a) For slow fire stages or matches, a team will be allowed a total team time equal to the time allowed in an individual stage or match of the same type, times the number of shooters required to fire on each target, plus 3 minutes for each change of shooter or pairs of shooters required per target. See Rule 11.6.8(b).
- (b) For rapid fire strings or matches, team time as such is not provided. Each firing member is separately allowed the same time as for an individual string or match of the same type and number of shots.

8.4 Passage of Time—Range Officers will not voluntarily warn competitors of the passage of time. Competitors, and Team Captains in team matches, may inquire of Range Officers as to the time remaining before expiration of the time limit. The request and the response shall be given in a tone which will not disturb other competitors.

9. COMPETITION REGULATIONS

9.1 Changing Rifle—Unless otherwise provided in the program, no competitor will change his rifle during the firing of any single stage, multiple stage, or aggregate match unless it has become disabled and has been so designated by the Chief Range Officer. For the purpose of this Rule, the firing of a match is considered to have started when the competitor has fired his first record shot. Any claim that a rifle is disabled must be made immediately. All shots fired up to the time that the claim is made will stand as part of the official score. (See Rules 10.9 and 10.10.)

- (a) The changing of the upper barrel assembly on a Service Rifle (Rule 3.1 (c)) is not allowed. (See Rule 3.18).
- (b) The changing of a barrel on a Match Rifle is not allowed. (See Rule 3.18).

9.1.1 Voluntarily Changing Rifles—If at any time a competitor wishes to change rifles, he may do so before the start of a stage or match. It is the responsibility of the competitor to notify his score keeper and a Range Officer that he has changed rifles. His scores for previously fired matches in the aggregate in which the rifle is changed will be disallowed in that aggregate. Previously fired individual match scores will stand, but will not be counted as a part of the aggregate score. That aggregate will be noted on the scoreboard and in the results bulletin as a “Disallowed Score, Rule 9.1.1”

- (a) The changing of the upper barrel assembly on a Service Rifle (Rule 3.1(c)) is not allowed. (See Rule 3.18.)

9.2 Sighting Shots—In Registered Tournaments, in which courses of fire are used that are listed under Rule 17.5, the sighting shots specified must be allowed.

- (a) Limited Sighting Shots—When limited sighting shots are allowed (see Rules 10.1.8 14.10 (b) (3) and 17.5) coaching will not be allowed.
- (b) Unlimited Sighting Shots—When unlimited sighting shots are allowed the competitor may change rifles, and/or sights and receive coaching, before, but not after firing the first shot for record. No additional time will be allowed. In courses of fire described in Rule 17.5(y) and (z) and the 800 yard stage of the Palma Course (Rule 17.5(ac)), unlimited sighting shots are allowed. See Rule 8.2(a) for time limitations.
- (c) In slow fire stages of matches, where sighters are allowed, the shooters may or may not take their sighters, but must tell their scorer if they are not going to take sighters.
- (d) In rapid fire stages or matches, any sighting shots not fired during the time allowed for sighters will be recorded as misses (in the space reserved for sighting shots). See Section 8 for time allowance.

22

9.3 (Blank)

9.4 Defective Cartridge—A defective cartridge is one:

- (a) Which has such evident structural defect as to cause a misfire or to cause a rifle to fail to function; or
- (b) Which bears an imprint of the firing pin on the primer; or
- (c) From which the bullet has not left the barrel.

(For procedure in case of a defective cartridge see Rules 10.9 and 10.10. For refiring privileges see Rule 9.14.)

9.5 Disabled Rifle—A disabled rifle is one which: (a) cannot be properly aimed or safely fired, (b) has suffered damage so that it cannot be fired or will not function properly, (c) has suffered the loss of a sight or damage to the sights, (d) any rifle with a trigger malfunction. Sights improperly adjusted

do not constitute a disabled rifle. A rifle once declared disabled by the Range Officer shall not be used again for competition firing until the defect has been corrected and the rifle has been ruled as safe by the Chief Range Officer. Any rifle used to replace a disabled rifle shall be of the same caliber and the same type, semi-auto, or manually operated, and described by the same Rule (3.1, 3.2, 3.3, 3.3.1 or 3.3.2) as the disabled rifle. A semi-automatic rifle which fires automatically due to a mechanical defect shall be considered disabled.

When a rifle is declared disabled during a string of rapid fire the competitor will be given an additional time of no more than 5 minutes to effect the repairs or replace the rifle and begin preparation time for the alibi string. When a rifle is declared disabled during the slow fire the competitor will be given up to 5 minutes of additional time to complete the string of fire, not to exceed 1 minute per round remaining at the time “cease fire” was called; not to exceed the length of verified time lost, whichever is least. Additional sighting shots will not be allowed. (For procedure in case of disabled rifle see Rules 10.9 and 10.10. For refiring privileges see Rule 9.14.)

NOTE: Match Directors are encouraged to allow the competitor time to repair or replace the disabled rifle, even if it means moving back to a specific range at the end of the day to allow the competitor to complete a match or stage of fire. Match officials may excuse a competitor from pit or scoring duties to facilitate repair or replacement of the disabled rifle.

9.6 Malfunction—Failure of the rifle to function properly due to mechanical defects or to defective ammunition.

- (a) In Rapid Fire, if a competitor tries to clear a malfunction and is unsuccessful, he will not be granted an alibi. If a competitor clears a malfunction and fails to fire the required number of shots, he will not be granted an alibi. If the bolt is closed and the striker has fallen, and there is an unfired round in the chamber or magazine, the competitor will be given an alibi.
- (b) All shots fired by a competitor after taking position at the firing point will be counted in the score. (See Rule 14.6.)
- (c) Failure of a sling or sling swivel at any time shall be grounds for a malfunction refire.

23

(For procedure in case of a malfunction see Rules 10.9 and 10.10. For refiring see Rule 9.14).

9.6.1 Trigger Malfunction—

- (a) When a bolt action rifle or semi-automatic rifle malfunctions due to “doubling” or “slam fire,” neither condition will be grounds for a refire with the only remedy being Rule 9.5—Disabled Rifle.
- (b) All shots fired by a competitor after taking position at his firing point will be counted in the score. (See Rule 14.6.)


9.6.2 Removal of Malfunctioning Rifle—A rifle that repeatedly malfunctions may be removed from the range at the discretion of the Range Officer, Referee, Match Director or Supervisor.

9.7 Continue to Fire—Competitors who fire a perfect score (all X’s where same are used) in an individual match will be given an opportunity to continue to fire to provide a means of breaking ties and establishing National Records over those courses for which National Records are recognized.

- (a) In slow fire, should time expire and additional time is needed, all targets will be put back into the air immediately after confirmation by a tournament official that the competitor has yet to fire anything other than a perfect shot. Firing time and firing conditions will be the same as for the match in which the perfect score was fired. Firing will continue until a hit is made outside the ring of highest value (i.e.

X-ring). All additional shots will be recorded on the reverse side of the score card but will not be included in the match total. For example, if the competitor fires 23 consecutive perfect shots, the match total will be recorded as 200-20X plus 3X.

- (b) In rapid fire, the competitor will fire additional 10-round strings until a less than perfect score is fired (i.e. 100-10X). The additional strings will be fired immediately prior to any subsequent relay's firing but prior to any alibi strings that may have occurred on other firing points. The competitor will fire on the existing target, but will be given the option of having the target repaired or re-centered prior to firing additional strings. The competitor will not be given an additional sighting period. Additional strings will be recorded on the reverse side of the score card but will not be included in the match total. For example, if the competitor fires a perfect score of 200-20X and fires an additional string of 99-6X, the match total will be recorded as a 200-20X plus 99-6X. For National Record purposes, in additional strings fired, priority will be given to numerical score, rather than X-count; i.e., 100 beats a score of 99 regardless of X-count.



24

9.8 Weighing Triggers—Triggers may be weighed with official NRA trigger test weights, at the discretion of the Match Director, Official Referee, Jury or Supervisor. While the trigger pull is being weighed, the rifle shall be held with barrel perpendicular to the horizontal surface on which test weight is supported. The rod or hook of test weight shall rest on the lowest point of the curve in curved triggers, or on a point approximately 1/4 inch from the lower end of straight triggers. To pass the weight test, a weight of the correct number of pounds shall be lifted by the rifle trigger while in the cocked position and while all safety devices are in firing position, from the horizontal surface on which it is resting, until the weight hangs free without releasing the trigger. Competitors will be permitted to adjust triggers which have failed to pass the weight test provided they do not occasion any delay.

9.9 Competitor's Position—A competitor will take his position to the right of the numbered firing point marker. No portion of the shooter's body may rest upon or touch the ground in advance of the firing line.

9.10 Coaching Prohibited in Individual Matches—Coaching is prohibited in all individual matches of an NRA Approved or Registered Tournament. (See Rule 19.4.1).

9.11 Matches Not Complete—When a match or stage is not completed by all competitors in accordance with the tournament schedule, the match or stage may be rescheduled or cancelled. Any match or stage which has been completed by all competitors will not be refired. Only scores of a match or stage which has been completed will be included in an aggregate event or for National Record purposes, and a match or stage is not completed unless all competitors have fired.

9.12 Refires Not Allowed—This rule applies to matches where alibis are not allowed. Rule 9.12 may be used for tournaments provided the tournament

program clearly states that Rule 9.12 will apply for the tournament. Rule 9.12 may not be used for State, Regional, or National Championships.

9.13 Interference—Firing points and lines will be kept clear at all times except for the competitors and their equipment and such range personnel as necessary. When competitors are used as scorers, their equipment may be kept with them but must not interfere with any competitor who is firing. Competitors will not be permitted to interfere with the handling of targets by range personnel and will not be permitted in the pits, except when assigned there as pit detail.

9.14 Refiring —

- (a) No competitor will fire more than one score for the same award except as provided in the program or in accordance with Rule 9.11 or Rule 1.7(j).
- (b) No competitor will be allowed to refire any previously fired shots because of a disabled rifle or a malfunction.
- (c) No competitor will be allowed more than one refire per stage regardless of malfunction type.
- (d) If a competitor is allowed a refire, and sighters are allowed in the match program, the competitor shall be allowed the number of sighters allowed in the match program immediately prior to refiring.

Note: The above provisions do not restrict refiring as permitted under rules applying to excessive hits, the range procedure, etc.

9.15 Score Cards Must be Signed—See Rules 18.14 and 14.3.1(f).

9.16 to 9.22—(Blank)

9.23 Aliases—No competitor may fire under an assumed name nor substitute for another in a match, register, enter, or fire in the name of another.

25

9.24 Score and Classification Falsification—No competitor will falsify his score, or classification, nor that of any other competitor, nor be an accessory thereto.

9.25 Crossfire—No competitor will deliberately fire on the wrong target nor fire more than the required number of shots, including misses and hits on some other competitor's target (See Rule 14.10(c)).

9.26 Bribery—No person will offer a bribe of any kind to any of the range or statistical personnel, or others, nor be an accessory thereto.

9.27 Disorderly Conduct—Disorderly conduct or intoxication is strictly prohibited on the range and anyone guilty of same will be expelled from the range. Expelled competitors will be disqualified from the competition with no return of entry fees.

9.27.1 Willful Destruction of Range Equipment — No competitor shall cause any range equipment to become damaged through a deliberate act, and anyone guilty of same will be expelled, without a warning, from the range. Expelled competitors will be disqualified from the competition with no return of entry fees.

9.28 Refusal to Obey—No person will refuse to obey instructions of the Match Director, Official Referee, Jury Chairman, Supervisor, Range Officers or any other officer of the tournament, if instructions are given in the proper conduct of his office.

9.29 Evasion of Rules—No competitor will evade nor attempt to evade, nor be an accessory to the evasion of any of the conditions of a match as prescribed in the program or in these rules. Refusal of a competitor or tournament official to give testimony regarding facts known to him concerning violations or attempted violations of these rules will constitute being an accessory to the

violation or attempted violation.

9.30 Disqualification—The Match Director, Official Referee, Jury, or Supervisor upon proper presentation of evidence may disqualify any competitor or order his expulsion from the range for violation of these rules or for other conduct they consider discreditable or unsafe. In the event of a disagreement between Match Officials, the Official Referee or Jury shall prevail at the match with recourse only to the Protest Committee.

9.31 Suspension—For violation of these rules deemed so to justify, any competitor may be suspended from competition and/or expelled from the National Rifle Association upon presenting evidence and conducting a hearing as prescribed in the Bylaws.

NOTE: In as much as the commission of any of the foregoing offenses, all of the foregoing that may merit action under Rule 9.31, shall be sent to the NRA Protest Committee. The complaint shall be in writing, notarized and signed by the complainant.

10. RANGE COMMANDS, CONTROL, AND OPERATIONS

10.1 Discipline—The safety of competitors, range personnel and spectators requires continuous attention by all to the careful handling of firearms and caution in moving about the range. Self-discipline is necessary on the part of all. Where such self-discipline is lacking, it is the duty of the range personnel to enforce discipline and the duty of the competitors to assist in such enforcement.

Under no circumstances shall firing commence or continue on a range where an unsafe condition exists.

26 **10.1.1 Handling of Firearms**—The handling of firearms is defined as anything a competitor does to operate the mechanism, shoulder, aim, put a sling on, load, practice loading, insert a clip or magazine or otherwise perform any action that would prepare the competitor to fire the firearm. Handling firearms behind the firing line is not permitted. Adjusting or blackening sights, adjusting slings without placing them on the arm or making minor adjustments to the firearm any ready area were behind the firing line is not regarded as handling and is permitted as long as an ECI remains inserted. Competitors may load clips or removable magazines in the ready area.

After competitors are instructed to carry their rifles and the claimant to the firing line, they are permitted to handle their rifles on the firing line as long as the muzzle remains pointed up or down range and an ECI remains inserted. After arrival at the firing line and prior to the start of the preparation period, competitors may put a sling on, assume position with the rifle. Competitors may not remove the ECI, clues the action or dry fire until the Range Officer announces the start of the preparation period.

10.1.2 Unloaded Rifles—An unloaded rifle is one that contains no cartridge in either the chamber, or the internal or attached magazine.

10.1.3 Loaded Rifles—A rifle that has a cartridge in the chamber, or the internal or attached magazine shall be considered loaded. A loaded rifle shall be pointed in a safe direction at all times. The bolt shall be closed only while the rifle is pointed downrange in the general direction of the targets and with the muzzle away from the shooter's body.

10.1.4 Cease Firing—*(At the end of regulation time)* All shooters will immediately stop firing. All rifles except potential rapid fire alibis will then be unloaded, detachable magazines removed, and actions opened upon the command "CEASE FIRING". Unloading and actions opened for potential alibis will be delayed until the claimed malfunction has been resolved by range officials.

10.1.5 Not Ready—It is the duty of competitors to notify the Range Officer if not ready to fire at the time the Chief Range Officer asks "IS THE LINE READY?" Should the Chief Range Officer cause firing to proceed,

the competitor concerned will be given an opportunity to fire his score in the earliest possible relay or by time extension in his relay. Failure of a competitor to notify the Range Officer that he is not ready forfeits his right to fire.

10.1.6 Loading in Slow Fire—In all slow fire events, the rifle will be loaded with only one cartridge at a time. The cartridge shall be inserted in the magazine or chamber only when the rifle is pointed down range. Resting a loaded rifle on a shooting stool or on the foot, is prohibited. (See Rule 10.1.3).

10.1.7 Rapid Fire Loading Procedure—For rapid fire stages, all shooters must start in the shooting position for the appropriate stage of fire (i.e. sitting or prone) before firing their rapid fire strings.

After the announcement “**YOUR SIGHTER PERIOD HAS ENDED**” or “**FOR YOUR SECOND STRING OF RAPID FIRE**” has been made, and before the targets appear, the rifle must be kept out of the shoulder, and the ammunition must remain on either the ground or shooting stool. When the targets appear shooters will retrieve their ammunition, load either 2 or 5 rounds and commence fire. (Note: the rifle need not be in the shoulder before the bolt is closed.) After firing 2 or 5 rounds, competitors will reload 8 or 5 rounds as appropriate. Reloading before firing the 2nd or 5th round (hot reload) will result in the shooter receiving a total score of “0” for that entire 10 round string of fire.

10.1.8 Interrupted Fire—If a range ceases fire during the firing of a relay in individual matches at ranges of 500 yards or over, single or multiple stage, one sighting shot will be allowed when firing again starts. If an individual competitor is delayed over 2 consecutive minutes through no fault of his own and is allowed additional firing time during the firing of an individual match only at ranges of 500 yards or over, single or multiple stage, one sighting shot will be allowed when his firing again starts. In both instances above, the competitor will be given one minute additional time. The competitor has the option of firing a sighter and must inform the score keeper that he is or is not going to fire a sighter before the shot is fired. If a sighter is fired, it must be recorded on the scorecard by the scorekeeper. This rule applies to all individual matches whether or not sighters were given at the start of the match.

27

In cases of a Cease Fire at distances less than 500 yards when sighters were allowed in the match and the delay of 5 min. or more has occurred, then one additional sighter will be allowed at the restart of firing.

Note: In the event of a single target delay or breakdown, it is the competitor's responsibility to notify the Range Officer of an apparent delay with his target. The Range Officer will time any delay, and determine if sufficient time has elapsed to allow an extra sighting shot. If sufficient time has elapsed the Range Officer will then direct that an extra sighting shot may be taken. The Range Officer will note on the competitor's scorecard that extra time has been allowed, and will initial the value of the extra sighting shot, which must not be placed in the scoring area provided for record shots.

10.2 Loud Language—Loud and/or abusive language that disturbs the operation of the match or the competitors while firing, is not permitted. Competitors, scorers and Range Officers will limit their conversation directly behind the firing line to official business. Verbal abuse by competitors or verbal abuse of competitors by match officials are grounds for disqualification or replacement of those guilty of such action.

10.2.1 Smoking—There will be no smoking allowed on the firing point by competitors, scorers, team coach, captain, or range officials.

10.3 Delaying a Match—No competitor will delay the start of a match through tardiness in reporting or undue delay in preparing to fire. (See Rule 18.7.)

10.3.1 Preparation Period—In all cases (including refires) competitors will be allowed 3 minutes to take their places at their firing points and prepare to fire after the firing point has been cleared by the preceding competitor. All targets will be cleared and visible during this time. (Preparation period during

scoring may be allowed during team matches provided that the team coach has an opportunity to observe the target after it is cleared and before the next string of fire.) Dry firing shall be permitted during this period. Sighting shots will not be fired during a preparation period.

10.3.2 Preparation Period in Back-to-Back Stages—In matches requiring competitors to fire two stages back-to-back before leaving the line, such as standing and sitting rapid fire, the Range Officer shall wait 3 minutes after the line is cleared from the first stage before starting the 3-minute preparation period for the second stage.

10.4 Policing Range—It is the duty of competitors to police the firing points after the completion of each stage. The Range Officers will supervise such policing and will see that the firing points are kept clean.

10.5 Competitors Will Score—Competitors will act as scorers when requested to do so by the Match Director or Chief Range Officer, except that no competitor will score his own target.

10.6 Repeating Commands—A Range Officer will repeat the Chief Range Officer's commands only when those commands cannot be clearly heard by the competitors under his supervision.

10.7 Firing Line Procedures and Commands - In all cases in which the term "Chief Range Officer" is used, it shall be understood that the Chief Range Officer may designate another person to perform the task of talking the commands listed in this rule. Commands should be issued in a clear voice so that all competitors may hear them whether the commands are voice unassisted or voice electronically assisted. In extenuating circumstances, commands can be voice relayed by Range Officers so that all firers will have access to them.

28 Information is listed in (A) and (B) below in regular type, "**COMMANDS WILL BE LISTED IN BOLD TYPE**". Rule numbers are inset in parenthesis to serve as references to further explain these commands and procedures. Indices (1), (2), etc. are used to index points in the narrative to reference previous instructions and commands.

In the event of any emergency requiring a cease fire, a Range Officer or any competitor or any other person may give the command, "**CEASE FIRE, UNLOAD!**" This emergency command may be accompanied by moving the targets out of view, or by a blast on a whistle or other signaling device, or both. All competitors must cease firing immediately when an emergency command, "**CEASE FIRE, UNLOAD**" is given; remove any detachable magazines, open the actions of their rifles, safely remove all cartridges from internal magazines and await further instruction. After, or while, the emergency is being dealt with, the firing line should be cleared so that competitors may move out of position in order to remove their slings from their arms or obtain additional ammunition. If the delay for dealing with the emergency is prolonged then competitors will be given a recall to the firing line and allowed sufficient time to replace slings on their arms and reassume their positions. (Rule 10.1.8) If sighters were allowed in the match (rapid fire or slow fire) and a significant delay has occurred then additional sighters will be allowed at the restart of firing. (Rule 10.1.8)

"**AS YOU WERE**" means to disregard the command just given regardless of what it might have been and return to the status immediately preceding the command.

"**CARRY ON**" means to proceed with whatever was being done before some interruption occurred.

(A) SLOW FIRE -

When ready to start a match, the Chief Range Officer commands, "**RELAY (number), MATCH (number),**" or "**MATCH (name), TAKE YOUR POSITION ON THE FIRING LINE.**" (Rule 10.1.1)

(1) "YOUR PREPARATION PERIOD WILL START IN TWO MIN-

UTES.” Competitors take their places at their firing points. During this two minutes it is announced, “**RELAY (number) TAKE YOUR POSITION AS SCORERS**” (Sec. 14). After the two minute period and if there are pits and the Chief Pit Officer has reported that the pits are ready then the command is given, “**YOUR PREPARATION PERIOD WILL BEGIN WHEN YOUR TARGETS APPEAR.**” (Rule 10.3.1) All targets are run up for the preparation period of three minutes. Range Officers check competitors as to correct relay, firing point number and that a scorer is present. At the end of three minutes the targets are withdrawn to half mast. The command is given “**THE PREPARATION PERIOD HAS ENDED. THIS MATCH or STRING OF FIRE... WILL BE TWO SIGHTERS AND (number) SHOTS FOR RECORD IN A TIME LIMIT OF (number) MINUTES. (Rule 8.2(a)) WITH ONE ROUND LOAD... IS THE FIRING LINE READY?... THE FIRING LINE IS (IS NOT) READY.**” If not ready and when the firing line is ready, “**RESUMING COMMANDS, THE FIRING LINE IS READY. YOUR TIME WILL BEGIN AND YOU MAY FIRE WHEN YOUR TARGETS APPEAR**” The targets are run up and time is marked to start for that relay’s match.

If, near the end of the time period, all firing seems to be finished and a look at the firing line results in no one appearing to be in the act of firing a round; the relay of competitors may be questioned, “**IS ALL FIRING COMPLETED ON THE RIGHT? IS ALL FIRING COMPLETED ON THE LEFT**” Upon receipt of a “**NO, NOT COMPLETED!**” answer, “**AS YOU WERE**” If all firing completed then “**ALL FIRING IS COMPLETED. CEASE FIRE, INSERT EMPTY CHAMBER INDICATORS.**”

(2) “**IS THE FIRING LINE CLEAR?**” Range Officers assure that all firearms are cleared, actions opened and empty chamber indicators are properly in place. If no one has replied “**NOT CLEAR!**” and Range Officers signal that the firing line is clear then, “**THE FIRING LINE IS CLEAR. RELAY (just finished) REMOVE ALL OF YOUR EQUIPMENT FROM THE FIRING POINT AND POLICE BRASS AND TRASH.**” The last is if brass is to be policed after each relay. Otherwise, only announce a police brass and trash call after the line has been cleared on the desired relay for policing.

If, on the other hand, firing continues until the end of the period; the targets are withdrawn at the end of allowed time. “**CEASE FIRE. (Rule 10.1.4) TIME HAS EXPIRED. HAS ADDITIONAL TIME BEEN AUTHORIZED... ON THE RIGHT... ON THE LEFT?**” If additional time was authorized then, “**THOSE TARGETS AUTHORIZED ADDITIONAL TIME, YOUR TIME BEGINS WHEN YOUR TARGETS APPEAR.**” The targets are run up for additional time. “**ALL OTHER COMPETITORS CLEAR YOUR RIFLES AND INSERT EMPTY CHAMBER INDICATORS.**” At the end of additional time or if signaled by Range Officers that firing is complete, the targets are withdrawn. “**CEASE FIRE. CLEAR ALL RIFLES AND INSERT EMPTY CHAMBER INDICATORS.**” The line clearing procedure listed above (2) is used together with the removal of equipment procedure in (2) above and, if desired, the police brass and trash call procedure in (2) above. If additional relays are firing, the command is given, If brass policing is taking place and when sufficient time has elapsed then, “**YOUR BRASS POLICE PERIOD HAS ENDED, ALL PERSONNEL RETURN BEHIND THE FIRING LINE**”. When all personnel are behind the firing line, “**RELAY (next) YOU MAY TAKE YOUR POSITION ON THE FIRING LINE.** Return to the beginning of this narrative (A) start and continue at the command (1), “**YOUR PREPARATION PERIOD WILL START IN TWO MINUTES.**”

(B) RAPID FIRE -

When ready to start a match, the Chief Range Officer commands, “**RELAY (number), MATCH (number), MATCH (name), TAKE YOUR POSITIONS ON THE FIRING LINE. (Rule 10.1.1) YOUR PREPARATION PERIOD WILL START IN TWO MINUTES.**” Competitors take their places on their firing points.

During this two minutes it is announced, “**RELAY (number) TAKE YOUR POSITIONS AS SCORERS**” (Section 14). After two minutes and if there are pits and the Chief Pit Officer has reported that the pits are ready then the command is given, “**YOUR PREPARATION PERIOD WILL BEGIN WHEN YOUR TARGETS APPEAR.**” (Rule 10.3.1) All targets

are run up for the preparation period. Range Officers check competitors as to correct relay, firing point number and that a scorer is present. At the end of three minutes, the targets are withdrawn to half-mast. The command is given, **"THE PREPARATION PERIOD HAS ENDED."** If sighters are allowed in the match the following commands apply. **"YOU WILL NOW HAVE A SIGHTER PERIOD OF TWO MINUTES FOR TWO SLOW FIRE SIGHTERS, WITH ONE ROUND LOAD. IS THE FIRING LINE READY? THE FIRING LINE IS (IS NOT) READY."** If the firing line is not ready then wait for the problem to be resolved and then, **"RESUMING COMMANDS. THE FIRING LINE IS READY. YOUR TIME BEGINS AND YOU MAY FIRE WHEN YOUR TARGETS APPEAR."** The targets are run up for sighters. After two minutes the targets are withdrawn. **"CEASE FIRE, UNLOAD. YOUR SIGHTER PERIOD HAS ENDED. YOUR NEXT STRING OF FIRE WILL BE RAPID FIRE (SITTING/KNEELING) (OR PRONE); TEN SHOTS FIRED IN A TIME LIMIT OF (60) OR (70) SECONDS. SHOOTERS STAND BY."** These commands can be given while the targets are being repaired. Rapid fire commands shall begin immediately following the sighter period. No additional sighter periods shall be authorized.

30 (1) When all targets are repaired and brought to half mast (Rule 10. 13) and when all competitors appear ready, the Chief Range Officer asks, **"IS THE LINE READY?"** Any competitor who is not ready at this time, or whose target is not ready, will raise his arm and call **"NOT READY ON TARGET (number)."** A Range Officer investigates and either assists the competitor to correct the cause of the delay, or removes the competitor safely from the firing line to fire on an alibi relay so as not to delay the start of firing (Rule 10.1.5). After observing or receiving a signal that the problem is resolved or making a decision to continue without further delay, **"THAT COMPETITOR(S) WILL FIRE ON AN ALIBI RELAY. RESUMING COMMANDS, THE LINE IS READY."** The following sequence of preparatory commands is given, stopped only by sudden inability of the range to operate properly or by safety considerations: **"READY ON THE RIGHT,"** three second pause. **"READY ON THE LEFT,"** three second pause. **"READY ON THE FIRING LINE."** (Rule 10.8 (d).) The targets will be run up within five seconds of the "ready on the firing line" command. One ranges where there are no pits, the start of time will be signaled either verbally or by a short blast on a whistle.

(2) At the end of time allowed another verbal signal or another short blast on a whistle will be signaled as appropriate. On the ranges where there are pits the targets will be withdrawn at the end of time allowed. The command is given **"CEASE FIRE. (Rule 10.1.4) REMAIN IN POSITION UNTIL THE LINE IS CLEARED. ARE THERE ALIBIS OR SAVED ROUNDS ON THE RIGHT? "** (Rule 14.3.1(b), 14.11.1,10.7.1 and 10.10) **ALIBIS OR SAVED ROUNDS ON THE LEFT? UNLOAD"** (Rule 10.8(e)). After transferring information to the pits on saved or late rounds, **"IS THE LINE CLEAR?"** This means that all rifles on the line are unloaded, detachable magazines are removed and all bolts are open. Upon receiving confirmation from Range Officers that all rifles are clear say, **"THE LINE IS CLEAR. STANDBY TO RECEIVE SCORES AND GROUPS."**

(3) If this is the first string of a two string match, see rules for rapid fire scoring and rules for targets under contention (Section 14). When all targets with completed scores are run up and other targets are at half-mast showing that they are under contention (Section 14) it is announced **"YOUR CHALLENGE PERIOD HAS BEGUN"** or **"YOUR NINETY SECOND CHALLENGE PERIOD HAS BEGUN"** (Section 16)." Information on challenges is relayed to the pits and processed. (For targets with excessive or insufficient hits, pit and line officials should immediately take action to resolve the discrepancy without waiting for the beginning of the challenge period). After a reasonable interval or the announced time period say, **"THE CHALLENGE PERIOD HAS ENDED-EXCEPT FOR THOSE TARGETS UNDER CONTENTION. EXCEPT FOR TARGETS UNDER CONTENTION IS SCORING COMPLETE ON THE RIGHT? IS SCORING COMPLETED ON THE LEFT?"** When signaled affirmative by Range Officers say, **"EXCEPT FOR TARGETS UNDER CONTENTION ALL SCORING IS COMPLETE."** This will allow the pit officer to withdraw all targets except for those targets under contention and begin repair of targets in which scoring is complete.

While repair is proceeding, targets under contention are focused on by Pit and Range Officers to get them resolved as quickly as possible while still allowing those competitors the same options/alternatives and time to examine scores, groups and decide to challenge, if necessary, that all other competitors were allowed. When all targets under contention are resolved and the competitor has received his/her score, they are withdrawn into the pits for repair and all repaired targets are brought to half-mast to show that the pits are ready for the next string of rapid fire.

The Chief Range Officer announces **“FOR YOUR SECOND STRING OF RAPID FIRE (SITTING/KNEELING) (OR PRONE); TEN SHOTS FIRED IN A TIME LIMIT OF(60) or(70) SECONDS; SHOOTERS STANDBY.”** and repeats the procedure listed above in this narrative (B), “when all targets are repaired and brought to half-mast” (Rule 10.13) for starting a rapid fire match from that point in this narrative. The procedure continues in this narrative until the point is reached (2) where time allowed for the string of rapid fire has ended and on ranges that have pits the targets are withdrawn into the pits. The command is then given **“CEASE FIRE. REMAIN IN POSITION UNTIL THE LINE IS CLEARED. ARE THERE ALIBIS OR SAVED ROUNDS ON THE RIGHT? ALIBIS OR SAVED ROUNDS ON THE LEFT? UNLOAD. PLACE THE EMPTY CHAMBER INDICATOR IN YOUR RIFLE”**. Again transfer information on saved or late rounds to the pits. Then, **“IS THE LINE CLEAR?”** This now means all rifles are unloaded, detachable magazine removed and empty chamber indicators are properly in place in the rifle. Upon receiving confirmation from Range Officers that all rifles are clear say, **“THE LINE IS CLEAR. YOU WILL NOW MOVE OUT OF POSITION. STAND BY TO RECEIVE SCORES AND GROUPS”** At this time attention is focused on the scoring procedure in this narrative (B(3)) starting with “see rules for rapid fire scoring” and continuing through to “all repaired targets are brought to half-mast to show that the pits are ready for the next string of rapid fire.”

At this time if a police of brass and trash was initiated and sufficient time has elapsed for this activity, it is announced **“YOUR BRASS POLICE PERIOD IS ENDED. ALL PERSONNEL RETURN BEHIND THE FIRING LINE.”** When all personnel are behind the firing line you will proceed to the point at the beginning of this narrative (B) and continue in the narrative (B) from that point to start your next relay in the rapid fire match.

31

Note: The tempo used to deliver these commands will establish the flow of the match. The best Range Officers (tower talkers) monitor the competitors as they are responding to commands. Then they adjust their tempo of the commands to keep the match moving crisply without causing undue stress on the competitors. Common sense, compassion, a keen sense of pace and a good knowledge of this rule book are characteristics displayed by talented Range Officers (tower talkers).

10.7.1 Range Alibis—Refires are allowed through faulty or improper range procedure, such as:

- (a) Withdrawn target (Rule 10.16);
- (b) Incorrect time allowance (Rule 8.2(b));
- (c) Incorrect range commands (failure of targets to appear within specified time limit) (Rule 10.7);
- (d) Improper scoring procedure (placing spotters in holes of a target which has insufficient hits, not all of which are in the 9 and/or 10 ring);
- (e) Any other condition of improper or faulty range procedures which penalize the competitors.

10.7.2 Range Alibi Procedure - The shot(s) fired by the competitor(s) will be pasted, without spotting or informing the competitor(s) of the value or location of any hit(s) and the competitor will fire a new shot string as soon as directed. (See Rule 10.16 and 14.13).

10.8 Pit Procedures and Commands—The Pit Officer, at the discretion of the Chief Range Officer, shall control the position of the targets by using the following procedures and commands: (In all cases in which the term “Pit Officer” is used, it shall be understood that the Pit Officer may designate another person to perform the task indicated.)

- (a) Prior to starting the match, the Pit Officer shall review with the pit personnel the procedures and commands that will be utilized.
- (b) The Pit Officer shall review the course of fire with the pit personnel prior to each string of fire. For example, in slow fire, instruct the pit personnel that, **“This will be a slow fire string of ____ rounds. The target must be pulled and marked after each shot.”** Or, in rapid fire strings, **“This will be a rapid fire string, 10 shots in 60 (or 70) seconds. Do not pull and mark the target until you have received the command to do so.”**
- (c) When all targets and pit personnel are ready, give the command: **“HALFMAST ALL TARGETS”** and notify the Chief Range Officer by saying **“READY IN THE PITS.”** (When a target is at half mast, it is halfway up between the bottom and top of the carrier’s travel. In this position, the upper portions of all targets should be visible from the firing line.)
- (d) The targets should be raised and lowered for the starting and ending of each preparation period and/or string of fire by using the following commands: **“STAND BY YOUR TARGETS”** (This command will be given in the pits in sufficient time to allow the firing line commands to be completed.) At this time, the Chief Pit Officer will repeat all firing line commands to the pit personnel as they are given by the Chief Range Officer. When the command, **“READY ON THE FIRING LINE”** is given, the pit officer will give the command, **“TARGETS... UP”** within 5 seconds.

32 Targets must be fully exposed for the full time specified for that course of fire. NOTE: To time, start the stopwatch when the targets are fully exposed (at the top of the travel of the target carriers) and stop the stopwatch when the targets start to move to be withdrawn into the pits. In slow fire strings, where competitors sometimes complete the course of fire prior to the expiration of the allowed time, the Chief Range Officer may command that the targets be withdrawn before the full time allowed has expired.

Prior to the end of the prescribed period of time for the string (15 seconds), the Chief Pit Officer will give the command, **“STAND BY YOUR TARGETS,”** and at the end of the allowed firing time, he will give the command, **“TARGETS... DOWN.”** (The targets are to be moved only on the portion of the command “UP” or “DOWN.” The words “UP” or “DOWN” are the operable portions of the command. The word “DOWN” must be given at the precise second at the end of the string.)

- (e) The Chief Pit Officer will receive the report of saved rounds from a Range Officer, and will relay this information to the pit personnel prior to giving the command, **“VERIFY THE NUMBER OF HITS ON YOUR TARGET.”** This means to make certain that the correct number of hits for that string of fire appears on each target (For rapid fire strings only).
- (f) The Chief Pit Officer will receive reports of excessive and/or insufficient hits from pit personnel, and relay that information to a Range Officer. After all targets which are under contention (those which have excessive or insufficient hits) have been identified, give the command, **“SCORE ALL TARGETS THAT ARE NOT UNDER CONTENTION.”**
- (g) After challenges and discrepancies have been resolved, give the command, **“SCORE ALL REMAINING TARGETS.”**
- (h) After all scoring is completed on uncontested targets, and at the direction of the Chief Range Officer, give the command, **“PULL,**

PASTE, AND HALF MAST ALL TARGETS THAT ARE NOT UNDER CONTENTION.”

10.9 Procedure in Case of Defective Cartridge, or Malfunction in Slow Fire—If a cartridge fails to fire or a rifle fails to function in slow fire, the competitor will call the Range Officer. The Range Officer, when satisfied that there is a defective cartridge (Rule 9.4), disabled rifle (Rule 9.5), or malfunction (Rule 9.6) will permit the competitor to replace the unfired cartridge or clear the jam and continue firing. When time is lost due to a defective cartridge or malfunction during slow fire, the competitor will be given up to 5 minutes of additional time to complete the string of fire; not to exceed 1 minute per round remaining at the time “cease fire” was called; not to exceed the length of verified time lost; whichever is least. Additional sighting shots will not be allowed. (For refiring privileges see Rule 9.14 (b).) It is not required that the Range Officer attempt to fire a cartridge before it is declared defective.

10.10 Procedure in Case of a Defective Cartridge, or Malfunction in Rapid Fire—In the event of a defective cartridge (Rule 9.4), or malfunction (Rule 9.6) before a string is completed in rapid fire, the competitor shall be permitted to fire another 10-shot string, provided he notifies the Range Officer at the end of the time limit and according to the following conditions:

- (a) If the Range Officer is satisfied that there is a defective cartridge, or malfunction, the competitor will be allowed to refire as soon as practical.
- (b) In the event a semi-automatic rifle fires two or more rounds with only one pull of the trigger, and this is confirmed by the scorer, the value of all shots fired will be entered on the front of the scorecard.
- (c) The value of all shots fired by the competitor will be scored on the front of the score card. (If the problem occurs on the first string of a two string match, it shall be recorded as the first string even though it is incomplete. The next string fired will be recorded as the second string.) The refire string will be fired on the alibi relay, and recorded on the back of the scorecard. The required number of shots of lowest value of the refire string will be transferred to the front of the scorecard.
- (d) In case a cartridge is ejected from the rifle through error, the competitor may rechamber that cartridge or load a new round if he so chooses, but must observe all safety precautions while doing so.
- (e) A Range Officer may declare a cartridge to be defective without requiring that an attempt be made to fire it. (See Rule 9.14 for limitation of number of refires allowed in rapid fire.)

33

Procedure for scoring in a refire string: Display the target with spotters inserted. The target will be scored in a normal manner.

10.11 Pit Discipline—Pit personnel will be instructed in their duties and safety precautions by the Chief Pit Officer under the direction of the Match Director, and will at all times conduct themselves in a safe and orderly manner in complying with those instructions.

10.12 Half-Mast Targets—When targets are mounted in the carriers they will be elevated so that only the top half of the target is exposed over the parapet. This is known as placing the targets at “half-mast.”

10.13 Ready in Target Pits—When all targets which are to be used for the firing of a particular match have been mounted at half-mast and pit personnel are ready, the Chief Pit Officer will notify the Chief Range Officer, “Ready in the pits.”

10.14 Slow Target Operation—If a competitor feels that the operation of his target is so slow as to interfere with his ability to complete his score within the specified time, it is the duty of the competitor to call the situation to the attention of the Range Officer. The Range Officer will personally check the operation of the target and if the complaint is justified, will allow the competitor

such additional time as is indicated by the facts. (Normal time required from the firing of a shot until the target is again ready averages 15 to 18 seconds.)

10.15 Telephone Messages—Messages between firing line and pit will be limited to official matters. Requests such as to mark, or to place or reverse spotters, may be handled by telephone or radio operators. Information on rifle calibers, which could affect scores, or requests to correct or speed up the service on a target, will be transmitted only by a Range Officer to a Pit Officer. The following standard messages are to be used as stated, for the indicated purposes; Scorers, Range and Pit Officers, telephone or radio operators, and pit markers must know these messages and their meanings.

“MARK TARGET NO.—”—means to pull the target, spot the shot hole and signal the value of the shot. (This message is used when a shot has been fired but the target has not been pulled within a reasonable length of time.)

“DISK (or RE-DISK) TARGET NO.—”—means to signal or re-signal the value(s) of the last shot or string of shots on the target when the value is uncertain.

“PLACE SPOTTER IN TARGET NO.—”—means to pull the target and place a spotter in the last shot hole. (Do not paste the shot hole. This message is used when the pit operator has neglected to put a spotter in the last shot hole.)

“REVERSE THE SPOTTER IN TARGET NO.—”—This message is used when the pit operator has inserted the spotter with the wrong side showing.

“THERE IS A CHALLENGE ON TARGET NO.—”—means that a Pit Official must personally examine the target with the greatest care and determine whether the target is correctly scored. (This message is used when the competitor has paid the challenge fee to the Range Officer in order to have his target re-examined by the Pit Officer personally.) (See Rule 16.1(e).)

34 **10.16 Withdrawn Target**—If during slow fire, a target is withdrawn just as a competitor fires, or in rapid fire, it is withdrawn before the end of the allotted time, the competitor concerned may complain (through the Scorer, when assigned, who will report the complaint together with his own information concerning the incident) to the Range Officer. If satisfied that incorrect target operation occurred, the Range Officer will direct the following procedures:

- (a) In Slow Fire—The shot concerned will be pasted and disregarded. A withdrawn target shall be indicated by placing scoring disks in the 3 and 9 o’clock positions (see Rule 14.13). The competitor will fire another shot, and will be allowed additional time to compensate for time lost.
- (b) In Rapid Fire—All shots fired in that stage by the competitor concerned will be pasted, without spotting or informing the competitor of the value or location of any hits, and the competitor will fire a new string as soon as practical. A withdrawn target shall be indicated by placing scoring disks in the 3 and 9 o’clock positions (see Rule 14.13). If all targets were operated incorrectly, this procedure will be applied to all competitors in the relay concerned.

10.17 Electronic Scoring Targets—Electronic scoring targets are authorized for all events. When electronic scoring targets are used, targets must be checked for functioning and accuracy under the supervision of the Match Director.

10.17.1 Technical Officers—Electronic Scoring Targets

- (a) Technical Officers may be appointed to operate and maintain the Electronic Scoring Target equipment; they may offer advice to Range Officers and Jury Members but must not make any decisions.
- (b) Prior to the commencement of each relay, a Range Officer must inspect the Electronic Scoring Targets to confirm the following:
 - (1) There are no shot holes on the white surface of the target.

- (2) Any shot marks on the frame are indicated clearly.
- (3) Backing Cards, if used, are free of shot holes.
- (4) Control Sheets are renewed.

10.17.2 Electronic Scoring Targets

- (a) It is essential that shooters familiarize themselves during training with the control buttons that alter the target presentation on the monitor screen (Zoom facility) and that change from a Sighting target to a Match target (Match). If any shooter is in doubt, he must ask a Range Officer for assistance.
- (b) It is not permitted to obscure the shooter's monitor-screen or any part of the screen. The whole screen must be visible to the range personnel.
- (c) Shooters and Range Officials must not touch the printer control panels and/or printer strips before the end of the relay, or event, except when authorized by the Chief Range Officer. Shooters should sign the printer strip, if produced, (next to the score total) before leaving the range to identify their score.
- (d) When a shooter fails to sign the printer strip, if produced, a Range Official should initial this printer strip to allow it to be sent to the Statistical Office.

10.17.3 Procedure for Examination of Electronic Scoring Targets following a Score Protest, Complaint, No Indication, Etc.

- (a) A Range Officer collects the following items, if possible (and the number of the firing point and orientation of the card, sheet or target, the relay and series and the time of collection must be noted on each):
 - (1) Control Sheet. If the location of any shot hole is out of the area of the Control Sheet, the geometric relation between the shot holes on the Control Sheet and the Backing Card (if used) must be made before the Control Sheet is removed.
 - (2) Backing Card
 - (3) Black Rubber Band
 - (4) Incident Report
 - (5) LOG-Print
 - (6) Data record from the electronic scoring target computer.
- (b) A Range Officer must examine the face of the electronic scoring target, and the frame, and record the location of any shots outside the black aiming mark.
- (c) No CLEAR LOG must be made before the Statistical Officer has given permission.
- (d) The number of shot holes must be counted and their location taken into account. The Statistical Office member must examine the items above and then make independent assessments before a formal Jury decision is made.
- (e) A Statistical Office member must supervise any manual intervention of the control computer results (e.g. introduction of penalties, corrected scores after malfunctions, etc.)

10.17.4 Cross Fires

- (a) Cross-fires of competition shots must be scored as misses. If a shooter fires a sightin on the competition target of another shooter, he must

be penalized by deduction of 2 points from his own score deducted from the first series.

- (b) If a shooter fires a sighting shot on the sighting target of another shooter no penalty is incurred.
- (c) If a shooter receives a confirmed cross-fire shot and it is impossible to determine which shot is his, he must be credited with the value of the highest undetermined shot.
- (d) If there are more hits on a shooter's competition target than are provided for in the program, and if it is impossible to confirm that another shooter(s) fired the shot(s), the hit(s) of the highest value must be nullified.
- (e) If a shooter wishes to disclaim a shot on his target, he must report this immediately to a Range Officer before firing another shot.
- (f) If the Range Officer confirms that the shooter did not fire the disputed shot(s), he must make the necessary entry on an Incident Report and the shot must be annulled.
- (g) If the Range Officer cannot confirm beyond all reasonable doubt that the shooter did not fire the disputed shot(s), the shot(s) must be credited to the shooter and must be so recorded.
- (h) The following must be considered as reasons to justify the annulment of a shot:
 - (1) If the Range Officer confirms by his observation of the shooter and the target that the shooter did not fire the shot.
 - (2) If a missed shot is reported by another shooter or Range Officer at approximately the same time, and from within the neighboring two or three firing points.
- (i) When using cross fire shot detectors, cross-fires should not register on the recipient's target, but an indication will be received at the control center. The firer, whose target does not receive the expected shot, will be given a miss (zero) and an indication that he has cross-fired.

36

10.17.5 Failure of Electronic Scoring Target System

- (a) In the event of a failure of ALL the targets on a range:
 - (1) The time of failure in the expired shooting time must be recorded by the Chief Range Officer.
 - (2) All completed competition shots of each shooter must be counted and recorded. In the event of a range power supply failure, this may involve waiting until the power supply is restored to enable the number of shots registered by the target, not necessarily on the firing point monitor, to be established.
- (b) After the failure is rectified and the full range is in operation, an additional five (5) minutes will be added to the competition time remaining. The time for re-commencing is to be announced over the loudspeaker system at least five (5) minutes before the competition restarts. Two sighting shots must be allowed during the remaining time, but only before competition shots are resumed.
- (c) Procedure of the failure of a SINGLE target. If the Electronic Scoring target cannot be repaired within five (5) minutes, the shooter will be moved to a reserve position and when he is ready to shoot an additional five (5) minutes will be added to the competition time remaining. He will be permitted two sighting shots.

10.17.6 Complaint concerning failure to register or display a shot on the monitor of an Electronic Scoring Target system.

- (a) The shooter must immediately inform the nearest Range Official of the failure. A range official must make a written note of the time of the complaint. One or more Range Officers must go to the firing position.
- (b) The shooter will be directed to fire one more aimed shot at his target. If the value and location of the shot is registered and displayed on a monitor, the shooter will be directed to continue the competition. The value, location and time of firing of this extra shot must be recorded, its shot-number (having included the missing shot) and its value and its shot-location, and the firing point number must be given to the Jury in writing and an Incident Report. After the end of that relay of the competition the Procedure for Examination of Electronic Scoring Targets will be applied. Using this information in the time of the extra shot of its location, the Jury will determine whether all shots, including the extra shot are recorded on the computer record. If all the shots are recorded correctly, then the questioned shot will be counted in the score of the shooter, as well as the shot fired immediately after (as the “extra” shot), but the last shot fired (extra to the competition) will be annulled. If the questioned shot has not been located applying the Procedure for Examination of Electronic Scoring Targets nor elsewhere, then only those correctly recorded shots excluding the last shot fired (extra to the competition) are to be counted in the score of the shooter. If the questioned shot has not been located in the computer memory, but is located elsewhere, the Jury will determine the validity and score-value of the questioned shot.
- (c) If the extra shot fired as directed does not register or display and the Electronic Scoring Target cannot be repaired within five (5) minutes, the shooter will be moved to a reserve position and when he is ready to shoot an additional five (5) minutes will be added to the competition time remaining. He will be permitted two sighting shots before he starts the remaining competition shots.
- (d) The shooter will be credited with a score of all the shots which were displayed on the monitor of the first target plus the score of all the properly fired competition shots which were displayed on the second target used. If the two (2) extra shots are later found the computer record of the previous target they will be annulled.
- (e) If a shooter complains during the sighting shots about the correct recording or evaluation of the shot(s), the Range Officer may offer to move him to another firing point. The shooter is given appropriate extra time. The Jury examines the sighting shot(s) as soon as possible applying the Procedure for Examination of Electronic Scoring Targets on the original firing point. If this subsequent examination shows the target on the original firing point provided correct results, the shooter will be penalized with the DEDUCTION of two (2) points from the lowest value shot of the first competition series.
- (f) Failure of the rubber band. If the Range Officer decides that the problem is because of the failure of the rubber band to advance, the shooter will be moved to a reserve position. He will be permitted two sighting shots to be taken within the time remaining for the competition plus any additional time granted. Then he will repeat the number of competition shots determined by the Jury. The shooter will be credited with the score of all the shots which were correctly displayed on the monitor of the first target plus a score of all the necessary competition shots fired on the second target to complete the course of fire. After the relay the Jury will decide which shots are to be counted from each target.
- (g) Challenge concerning the shot value Electronic Scoring Targets

(1) After the relay, the detailed printer results (LOG-Print) must be generated by the Technical or Range Officers for all firing lanes on

which complaints or protests have been made, and for the immediately adjacent lanes, before the equipment is reset for the next relay.

(2) After the completion of the relay, the Procedure for Examination of Electronic Scoring Targets will be applied. Any non-included shot must be scored by the Jury.

11. TOURNAMENT OFFICIALS

Tournament Officials—*Officials will be thoroughly familiar with conditions of the program and with National Rifle Association Rules. Match Director, Chief Statistical Officer and Official Referee may not compete in any Registered tournament where they are officiating. In Approved tournaments, the Supervisor is the only official who may not compete.*

11.1 Match Director—The Match Director is directly responsible for the efficient conduct of the entire tournament. The Match Director may change the match and firing conditions as shown by the program provided a Match Director's Bulletin is posted for the information of all competitors, and that such changes are not contrary to current NRA Rules. The Match Director is directly responsible for the efficient operation of the range and of the Statistical Office and for the safety and proper discipline of all tournament operating personnel, competitors and spectators. Instructions from the Match Director for the operation of the tournament will be complied with by all persons on the range. The Match Director will use the best judgment at all times and behavior and decisions must be characterized by absolute impartiality, firmness, courtesy and constant vigilance. In the application of these Rules, the Match Director will confer with the NRA Official Referee, Jury or Supervisor on any doubtful point and will be guided by the Official Referee's, Jury's, or Supervisor's decision. The Match Director may disqualify a competitor(s) under provisions of Rule 9.30. (See Rule 11.9).

38 **11.1.1 Deputy Match Director**—The Deputy Match Director, when appointed, is responsible to the Match Director for the efficient conduct of the entire tournament, and acts for the Match Director in all matters listed in Rule 11.1. A Deputy Match Director is appointed at the discretion of the sponsor. (See Rule 11.9).

11.2 Official Referee—An NRA Official Referee is required at NRA National Championships. At NRA State and Regional Championships the Jury system (Rule 11.2.1) will be used unless the sponsor specifically requests a Referee. Assignments are made from the Headquarters of the National Rifle Association. The NRA Official Referee is not an administrative or operating official and is not responsible for the behavior or efficiency of either range or Statistical Office personnel. It is the responsibility of the referee to see that all National Rifle Association rules are properly interpreted and applied. The Referee's decision will be final in the interpretation and application of these rules and in scoring of challenged targets except when scoring is in the pit. The Referee will not score except when called on to rule on challenges. It is the duty of the Referee to rule on all protests and challenges when challenges cannot be resolved by the Range Officer or Match Director. Except in an emergency involving the safety of personnel or property, the Referee will not give instructions directly to tournament operating personnel, but will give all such instructions through the Match Director. In the event of a disagreement between match officials, the Official Referee shall prevail at the match with recourse only to the Protest Committee. The NRA Official Referee may not change the NRA Rules as printed herein and as officially amended. It is the duty of the Referee to render a complete report to the National Rifle Association covering all phases of the tournament. The Referee may disqualify all or any portion of the scores if, in the Referee's opinion, the conditions warrant such action. A report will be submitted on any Tournament Official who refuses to accept proper instructions given by the Official Referee. After a full hearing is held by the Protest Committee on such a report, the Association may:

- (a) Warn, suspend, or bar anyone from serving or competing in NRA competition.
- (b) Warn, suspend, or cancel the Certificate of the Official Referee.

- (c) Refuse to accept for registration or approval of any further tournament conducted on the same range or by the same organization until the unsatisfactory condition reported by the Official Referee has been corrected.

Official Referees may not compete in any match fired in conjunction with any tournament where they are officiating. The Official Referee assigned to a Registered Tournament may disqualify a competitor(s) under provisions of Rule 9.30. (See Rule 11.9).

11.2.1 Jury—In all Registered Tournaments where no Official Referee is assigned, a 3-member Jury will be formed by the Match Director to function as described in Rule 11.2. The Chairman of the Jury must be a member of the sponsoring organization, and complete the reports required by NRA. The members of the Jury may or may not be competitors in that tournament. Jury members shall exempt themselves from ruling on a matter in which they are personally involved. The Match Director will name a replacement for that Jury member while ruling on that action. Under no circumstances may any Match Official (Rules 11.1, 11.4, 11.5, 11.6 and 11.7) be a member of the Jury. The Jury Chairman may disqualify a competitor(s) as directed by the Jury under provisions of Rule 9.30. (See Rule 11.9). Tournament sponsors have the option of using an NRA Referee or Jury in State or Regional tournaments.

11.3 Supervisor—A Supervisor is required at all NRA Approved Tournaments. The Supervisor may be an NRA Official Referee, or an officer of an NRA Club, League or State Association who is familiar with NRA competition rules and match procedures. The Supervisor may also act as Match Director. The Supervisor is responsible for seeing that all NRA Rules are properly interpreted and applied. The Supervisor's decisions will be final in scoring of challenged targets, except when targets are scored in the pit. It is the Supervisor's duty to rule on all challenges and protests when challenges cannot be remedied by the Range Officer or Match Director. The Supervisor may not change NRA Rules. The Supervisor will make a complete report to the NRA on the Approved Tournament in which he serves. It is the duty of the Supervisor to report the facts concerning any competitor or Tournament Official who refuses to comply with proper instructions given. A Supervisor may not compete in any match fired in conjunction with any tournament in which he is officiating. The Supervisor may disqualify a competitor(s) under provisions of Rule 9.30. (See Rule 11.9).

39

11.4 Range Director—When appointed, the Range Director and Deputy Range Director are responsible to the Match Director, and have supervisory responsibility for the Chief Range Officers and for the efficient and safe operation of the ranges. Appointment of a Range Director and Deputy Range Director is authorized when multiple ranges are in operation.

11.4.1 Chief Range Officer—Will have full charge of the range and will conduct the matches on the schedule approved by the Match Director and is responsible for range safety, and for enforcing all rules.

11.5 Range Officers—Each Range Officer is an assistant to the Chief Range Officer; competitors may be assigned this duty. He is responsible for the safety and discipline of range personnel, competitors and spectators in the sector of the range to which he has been assigned. He is responsible for seeing that competitors' equipment and positions are as authorized for the particular match being fired. It is his duty to be completely familiar with the program and with the National Rifle Association Rules. He is to comply to the best of his ability with all instructions issued by the Match Director or Chief Range Officer and will render all possible cooperation to other officials. He must be constantly alert, impartial in his handling of competitors and courteous though firm. (See Rule 11.9). Any equipment or position violation observed by a Range Officer, other than a safety violation, will be reported to the Chief Range Officer or Referee without causing a delay in the match.

11.6 Statistical Officer—The Chief Statistical Officer is in charge of all statistical work in connection with the match except the actual recording of scores when this is done on the range. The Statistical Officer is directly responsible to the Match Director. He or she is assisted by such Assistant

Statistical Officers as may be required.

11.6.1 Duties of Officer (Stat)—It is the duty of the Statistical Office to:

- (a) Register competitors and check their eligibility and classification.
- (b) Accept match entries;
- (c) Prepare, post and keep current a list of competitors showing name, competitor number and classification;
- (d) Squad competitors and prepare range assignment cards where such cards are used;
- (e) Prepare official score cards;
- (f) Check addition on score cards and correct totals;
- (g) Tabulate scores on order of merit;
- (h) Prepare Preliminary and Official Bulletins;
- (i) Maintain an Official Bulletin Board;
- (j) Determine winners and distribute awards;
- (k) Report to the Match Director, NRA Official Referee, Jury or Supervisor for appropriate disciplinary action any irregularities in firing or scoring which may be indicated by squadding records or score cards;
- (l) Make required reports to NRA within the specified time.

11.6.2 Retention of Records—The Statistical Office will retain in good order all completed official score cards for 30 days, and all fired targets (except those scored on frames) until the expiration of the time allowed for challenges and protests.

40

11.6.3 Preliminary Bulletins—Preliminary Bulletins on all matches will be posted promptly on the Official Bulletin Board and remain a reasonable length of time to allow competitors to notify the Statistical Office of apparent errors. The challenge closing time will be stated on each bulletin.

11.6.4 Official Bulletins—Official Bulletins will be posted on the Official Bulletin Board. However, in the procedure outlined in Rule 11.6.3 for bulletin boards, such scores shall be acceptable and become final after the elapse of the challenge time period and shall act as an Official Bulletin.

11.6.5 Correction of Bulletin Errors—The Statistical Office will correct errors which may come to the attention of the office prior to the publication of the Official Bulletin.

11.6.6 Changing Official Bulletins—No Official Bulletin shall be changed except on authority granted by the Match Director, Official Referee, Jury, or Supervisor before the time has expired for challenging the last of the preliminary bulletins required to cover all the scheduled events. Subsequent changes from the Match Director, Official Referee or Supervisor are limited to correction of:

- (a) Typographical errors.
- (b) Aggregate bulletins on which the total score does not agree with the scores shown on the Official Bulletins for the matches constituting the aggregate.
- (c) Where an error has been made by not following the program schedule of awards.
- (d) Errors in classification of competitors, the competitor having been previously advised of such error and of his correct classification.

(e) Disqualification of competitors as provided by Rule 9.30.

11.6.7 Individual Squadding—

- (a) Whenever possible, all competitors of the same classification should be squadded on the same relay.
- (b) In State, Regional, and National Championship tournaments, one match must be completed before another match is started. (Exception: For aggregate matches that include standing slow fire and sitting rapid fire, both matches may be completed prior to any pit change occurring.)

11.6.8 Team Squadding—

- (a) Normally each team will be assigned one firing point, all teams to fire concurrently. The Team Captain designates the firing order for his team. If enough firing points are available more than one may be assigned each team, provided all teams are squadded to fire concurrently, and provided the majority of Team Captains concur.
- (b) For slow fire stages, the team time allowance is computed according to Rule 8.3. The Team Captain may nevertheless elect to fire singly or by pairs within that allowance. In pair firing, the shooter on the right fires first and the shooters proceed to fire alternately. Any shot fired out of sequence will be scored as a miss.
- (c) Team targets may be assigned by the Statistical Officer or drawn by chance by Team Captains under supervision of the Statistical Officer or Chief Range Officer.

11.6.9 Infiltration Squadding—In individual slow fire matches where “infiltration squadding” is allowed, whenever a target becomes vacant the competitor next squadded to fire on that target may take his place on the proper firing point and on command of the Range Officer may commence firing. The Assistant Range Officer in charge of the target concerned will see that no competitor exceeds the time limit. The time each competitor is commanded to commence firing will be noted on his score card, and on the score board if one is used.

41

11.6.10 Range Assignment Cards—When used, range assignment cards are prepared by the Statistical Office and delivered to the Range Officer prior to each match. Range Officers check competitors on the firing line to ascertain that each is on the proper firing point as indicated by the range assignment cards. Should any reassignment of competitors be necessary on the firing line, Range Officers will carefully note such reassignments in the space provided on the range assignment card. These cards will be turned in to the Statistical Office immediately upon the conclusion of each relay.

11.7 Pit Officers—The Chief Pit Officer controls the target frames or target pits, with such Assistant Pit Officers as may be required. See Rules 10.11 and 16.1(e).

11.8 National Championship Protest Committee—A National Championship Protest Committee may be appointed by the Match Director in any NRA National Championship. When such a Championship Protest Committee is appointed, decisions on Protests by that Committee at the Championship are final, without appeal to the NRA Protest Committee. When possible cases of suspension from competition arise from an incident or incidents in a Championship, the Championship Protest Committee may not act, but must forward a recommendation to the NRA Protest Committee. No member of the National Championship Protest Committee may be a competitor in that tournament.

A protest procedure must begin no later than one hour after the completion of firing for the day. In the case of awards, the protest must begin no later than one half hour after the completion of the awards ceremony.

11.9 Duty to Competitors—It shall be the duty of all operating officials and personnel to conduct themselves properly by being fair and impartial to

all in carrying out their various duties. No official shall molest a competitor nor allow such practice by another official or other competitors. Should a competitor's equipment or demeanor warrant disqualification for an individual match or tournament, it should be done in such a manner as will cause the least inconvenience to all concerned. In so doing, the official should state to the competitor the Rule or section of Rules under which the disqualification is being made. Said official shall not handle any of the competitor's equipment. Said official shall not disturb individual competitors during the preparation period or firing period except for determining alibis and malfunctions, or for safety reasons or rule infractions.

12. TEAM OFFICERS' DUTIES AND POSITION

12.1 Team Captain—In team matches, each team must have a designated Team Captain (See Rules 2.11, 2.11.1, 2.12). He or she is responsible for maintaining discipline within his team. He or she will at all times cooperate with the officials of the tournament in the interest of safety, efficiency and good sportsmanship. A Team Captain is responsible for all members of his or her team. It is his or her responsibility to:

- (a) Be familiar with the program;
- (b) Make proper entries;
- (c) Have team members report at proper firing point at the right time, ready to fire;
- (d) Assign team targets or firing orders to team members and control team time among them. He may assign members at his own discretion and may change firing order between stages;
- (e) Check scores, sign score cards and make challenges;
- (f) Enter all required data on Team score cards;
- (g) Check Preliminary and Official Bulletins and Official Notices;
- (h) Make protests;
- (i) Collect awards;

42

(See Rules 2.10, 12.3, 12.5 and 12.7)

12.2 Team Coach—The Team Coach is the Team Captain's deputy, performing such duties as the Captain may assign to him or her. The Coach serves as Team Captain in the absence of the latter, and under such circumstances becomes responsible for maintaining discipline within the team and for all other responsibilities of the Team Captain. The Coach may assist team members by:

- (a) Calling shots;
- (b) Checking time;
- (c) Checking scoring;
- (d) Making sight adjustments;

His or her voice and actions must be controlled so as not to disturb other competitors. The Coach will not physically assist in loading. He or she may make sight adjustments.

12.3 Team Entries—In team matches, the team officers, all firing members of the team, and alternate firing members (if allowed by the match conditions and provided by the team), team name, team category, team classification and rifle division must be placed on the entry form before the first shot of the match is fired. If the Captain or Coach is also a firing member he or she must be so named. (See Rule 2.10 and 12.1).

12.4 Substitution of Alternates—If alternates are allowed and have been named on the entry form, the Team Captain may substitute an alternate for a firing member at any time before the firing member concerned has fired his or her first shot of the match (sighting or record), notifying the Scorer and a Range Officer accordingly. After a team member has fired his or her first shot, he or she may be substituted for only in case of disabling emergencies such as accident or illness, and then only if approved by the Chief Range Officer. All shots (completed strings, in rapid fire) fired by the replaced shooter count; his or her replacement fires only the uncompleted portion of the replaced shooter's course of fire.

12.5 Stations of Team Captain and Assistant—The Team Captain may assist the coach in doping the wind at a position forward with the coach. In Team Matches one assistant may be seated by the scorer to verify the team score.

12.6 Station of Team Coach—In team matches, a Team Coach may take a position on the firing line near the competitor or competitors. He or she cannot shift position not shift the position of the competitors firing for the purpose of forming a windshield for the firers. The Coach must confine himself or herself to the normal position of a Coach and his or her activities to those normally expected of a Coach, but may make sight corrections and must control his or her voice and actions so as not to disturb other competitors. The Coach will not physically assist in loading.

12.7 Checking Scores in Team Matches—In team matches, it is permissible for the Team Captain to have a designated individual, not then firing, placed in such a position immediately behind the firing line so that he or she can check the scores written on the score card by the Scorers. An individual so placed shall not coach nor talk to the Coach, except regarding the scores posted to the score card.

13. PHYSICALLY DISABLED SHOOTERS

13.1 Physically Disabled Shooters—A shooter who because of a physical disability cannot fire from one or more of the prescribed shooting positions outlined in these Rules, or who must use special equipment when firing, is privileged to petition the NRA Protest Committee for permission to assume a special position or to use modified equipment, or both. This petition will be in the form of a written request from the person concerned to the Committee outlining in detail the reasons why the special position must be assumed or the special equipment must be used. The petition will be accompanied by pictures of the shooter in the position he desires approved and, if special equipment is required, the picture will show how this equipment is used. The petition and all pictures must be furnished in exact duplicate. The petition must be accompanied by a medical doctor's statement if the physical disability is not completely evident in the pictures submitted.

43

- (a) Each petition will be reviewed by the NRA Protest Committee. The Committee may require additional or supplementary statements or pictures. If the petition is approved, the NRA Secretary will issue a special authorization certificate to the individual concerned. Such certificates will have necessary pictures attached.
- (b) Shooters who have received special authorization certificates are required to present them when requested by officials of the competition or by NRA Official Referees or Supervisors.
- (c) In the event of a protest involving the position or the equipment used by such a shooter, the Official Referee, Jury or Supervisor will compare the questioned position or equipment with the certificate and photographs presented by the shooter. If the shooter's position or equipment does not, in the opinion of the officials, conform to that authorized by the NRA Secretary (or if the shooter has no authorized certificate or pictures), the protest shall be allowed and the shooter will be required to change immediately to the position or equipment which has been approved or to an otherwise legal position or equipment.
- (d) Should a protest be carried beyond the Official Referee, Jury or

Supervisor, the original protest will be endorsed by the Referee, Jury Chairman or Supervisor to show the action he or she has taken and will be forwarded to the National Rifle Association.

- (e) National Records may not be established by use of scores fired in special positions or with special equipment as may be authorized according to this Rule.
- (f) Two types of authorizations are issued: temporary and permanent. Permanent authorizations are issued to competitors who are permanently disabled.

13.2 Temporary Disability: Substitute Positions—Any person who has a temporary physical disability, as substantiated by a current written medical opinion, which prevents him or her from using a specified position as defined in this rule, may assume the next more difficult position in lieu of that position. In this manner, sitting may be used for prone, kneeling may be used for sitting, and standing may be used for kneeling. Any substitute position must conform to the rule which defines it. The Match Director must be informed of the substitute, and may require that the substitute position be demonstrated so he or she may be certain that it meets the definition of the appropriate rule.

14. SCORING AND MARKING

14.1 When to Score—

- 44
- (a) Before scoring any target, examine it and count the hits to determine whether there are hits of uncertain value requiring gauging (Rule 14.3), possible ricochet hits (Rule 14.8), or conditions possibly requiring application of Rules 14.9 through 14.13. Only a Pit Officer (Range Officer if targets are scored on the frames without pits, or Statistical Officer if scored in the Statistical Office) may decide the scoring when any of these rules apply. If they do not, or if they do and their applicable procedures have been completed, then proceed as in paragraphs (b) or (c) below for each shot credited to the competitor.
 - (b) When targets are scored in the pits:
 - 1. In slow fire, spot and signal each shot when fired.
 - 2. In rapid fire, spot and signal all shots after completion of each string.
 - (c) When targets are scored on the frames without pits, or are scored in the Statistical Office, score at the end of each target or string.

14.2 Where to Score—Targets may be scored in the Statistical Office, in the pits or on the frame in view of competitors and spectators.

14.2.1 Targets Are Score Cards—Targets constitute the score cards when scored in the Statistical Office and therefore must be retained in good order until the time allowed for filing challenges and protests has expired.

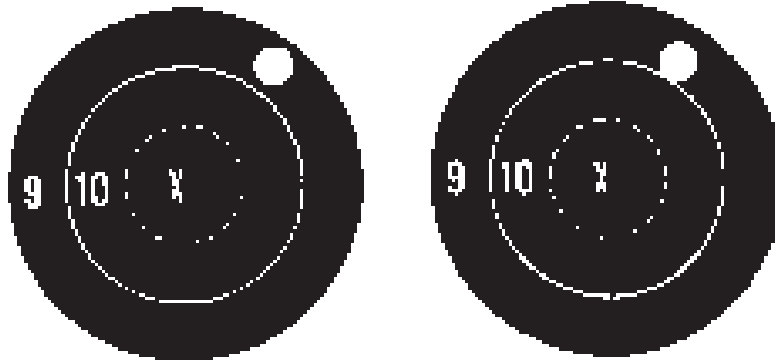
14.3 How to Score—Hits will be scored based upon the diameter of the bullet fired. When a shot hole's leading edge comes in contact with the outside of the "X" ring or other scoring rings of a target, it is given the higher value (including the keyhole or tipped shots even though the hole is elongated to the bullet's length rather than being a circle of the bullet's diameter). X's must be scored. A proper scoring gauge, overlay or magnifying glass may be used to determine the value of close shots. The higher value will be allowed in those cases where the flange on the gauge touches the scoring ring. Close shots should be checked for the shooter's benefit. Scoring gauges will comply with the following dimensions:

Caliber

Flange Diameter (+/- .001)

5.56mm	.224
6mm	.243
6.5mm	.264
7mm	.284
7.62mm	.308

Devices other than scoring gauges may be used to assist in establishing the correct value of hits. However, these devices are not to be inserted into the bullet hole and do not constitute a scoring gauge.



Correct method of scoring.
The shot on the left bullseye counts nine,
the one on the right ten.

14.3.1 Scorers' Duties—Scorers are required when targets are scored in the pits or on frames. In team matches and individual matches, the scorer's position will be established at least 2 paces to the rear of the firing line. Upon assuming the duties of a scorekeeper, an individual becomes an official of the match. The Scorer's duties include but are not limited to the following:

- (a) Where scorers are present on the firing line, the scorer will confirm that the data required on the score card are entered and are correct, and when a competitor changes rifles in accordance with Rule 9.1.1, the scorekeeper is responsible for recording that information on the score card and to make certain that a Range Officer is notified.
- (b) During rapid fire, the scorer will position himself so that he can closely observe the competitor's firing and the operation of the target. He will carefully count the shots as they are fired and note any unusual occurrence such as mechanical malfunctions or late shots. If a late shot is observed the scorer will immediately notify the Range Officer in accordance with Rule 14.11.1. Under no circumstances will the scorer observe the targets through a spotting scope during the firing phase of a rapid fire string. The scorers spotting scope will be turned away from the targets while they are exposed for firing. If for any reason the number of shots fired differs from the number prescribed, immediately after the command "Cease Firing," the scorer will notify the Range Officer of the number actually fired. (See Rule 14.10 (c) (5)).
- (c) When targets are scored in the pits, the scorer will enter the value of each shot on the score card as signaled, announcing the value to the competitor in this manner: "Mr. Blank's first sighting shot (first shot etc.) is a ." After entering all shots of the string, the scorer will enter the total. If the competitor requests that the shot value not be called out in slow fire, the shooter forfeits the right to challenge the recorded score. (See Rule 16.1)
- (d) When targets are scored on the frames, the scorer will enter the value of each shot and the total on the score card, announcing the values to the competitor in this manner: "Mr. Blank, 5 tens, 4 nines, 1 eight, total score 94."
- (e) An individual value (X, appropriate Arabic value numeral, or M for misses) must be entered for each shot in the separate spaces provided

on the score card. For slow fire scored from the pits, the scorer will enter the value for each shot in the order in which fired and signaled. For other types of fire or scoring, the scorer will record all shots after completion of a string, recording the highest value hits first, then hits of the next highest value, etc. Any shot not individually recorded as here prescribed shall be scored a miss.

- (f) At the conclusion of scoring, the scorer will:
- (1) Enter the total score;
 - (2) Sign the card;
 - (3) Have the competitor (or Team Captain in Team Matches) sign the card;
 - (4) Deliver the scorecard to the Statistical Office via the established means;
- (g) The competitor is responsible for complying with all safety regulations. The scorekeeper will verify that the rifle is unloaded and in a safe condition upon completion of a string of fire and that the empty chamber indicator is in place before the competitor's departure from the firing line.

14.3.2 Authorized Use of Plug Type Scoring Gauges—When competitors are acting as target pullers, they will be allowed to use a plug to verify the correct value of the shot being marked. When hired target pullers are being used, the Pit Officer, or his designate, will plug all shots.

14.4 Misses—Hits outside the scoring rings or scoring areas defined in Section 4 are scored as misses. If the competitor fires fewer than the prescribed number of shots through his own fault, or fires on the wrong target, he is scored a miss for each unfired shot or each shot fired on a wrong target.

46

14.5 Early or Late Shots—In matches with pit operated targets, any sighting shots or record shots fired prior to the signal to “Commence Firing”, shall be considered “record shots” and be scored as misses.

In slow fire matches the competitor will be penalized by being scored a miss for his or her first record shot. In rapid fire, he or she will be penalized by being scored a miss for the hit on the target of highest value.

In matches fired at stationary targets, any sighting shots or record shots fired prior to the signal to “Commence Firing,” or after the signal to “Cease Fire,” will be penalized by being scored a miss for the hit of the highest value on the target in both rapid fire and slow fire.

14.6 All Shots Count—All shots fired by a competitor after he has taken his position at the firing point will be counted in his or her score even if the rifle may be accidentally discharged. (In the event of a trigger malfunction, see Rule 9.6.1(b) or 10.10(b)).

14.7 Hits on Wrong Target—Hits on the wrong target are scored as misses.

14.8 Ricochets—A hole made by a ricochet bullet does not count as a hit and will be scored as a miss. It must be noted that the bullet which keyholes is not necessarily a ricochet. If there is doubt in the mind of the target marker as to whether a hole is caused by a ricochet bullet, the Pit Officer (Chief Range Officer or Statistical Officer if pits are not used), must be called and his or her decision obtained before the value of the hit is signaled or scored.

14.9 Visible Hits and Close Groups—As a general rule only those hits which are visible will be scored. An exception will be made in the case where the grouping of three or more shots is so close that it is possible for a required shot or shots to have gone through the enlarged hole without leaving a mark, and there has been no evidence that a shot or shots have gone elsewhere than through the assigned target and when there are no excessive hits on one or two adjacent targets. In such case, the shooter will be given the benefit of the

doubt and scored hits for the non-visible shots, on the assumption they passed through the enlarged hole. If such assumption could place a non-visible hit in either of two scoring rings, it shall be scored in the higher-valued ring.

14.10 Excessive Hits—Excessive hits are defined as hits in excess of the prescribed number of shots, or in excess of the number of shots the competitor has fired. A competitor will not be credited with more shots than he or she has fired. If excessive hits are found, any hit which the Pit Officer (Range Officer or Statistical Officer if targets are not scored in the pit) can distinguish as having been fired by some other competitor or during some other string, will be ignored and the correct shot holes counted and scored. This distinction may be by caliber of bullet hole, backing target (if used), or other means. In rapid fire, scoring discs will be placed in the top of the target according to Rule 14.13 (2) or (3) based on the initial number of hits. (The scoring discs are for the purpose of notification of competitors in the vicinity of the affected target that the target has excessive hits). If excessive hits remain indistinguishable, the following procedures apply:

- (a) In any string, if all hits are of equal value, score the number of shots the competitor fired, assigning a miss for each required shot he failed to fire.
- (b) In slow fire:
 - (1) When targets are scored in the pit, if more than one hit appears when the assigned competitor fires, put spotters in all hits, score the hit of highest value, and make no record of the other hit(s).
 - (2) When targets are not scored in the pit, a Range Officer shall notify the competitor if there are excessive hits, and the score corresponding to the number of shots he has fired of lowest value. The competitor has the option of accepting that score or of refiring a string of the same number of shots. He must select his option immediately upon being informed of the excessive hit situation. If he elects to refire, this is not chargeable under Rule 9.14.
 - (3) If more than one hit appears on a competitor's target while he is firing sighting shots, these hits will be spotted but not scored. A Range Officer will inform the competitor and allow him an additional sighting shot and time.
 - (4) Slow Fire – If a competitor fires more than the required number of shots, the extra shots will be disregarded.
- (c) In rapid fire:
 - (1) When targets are scored in the pit, hold any target which has excessive hits and is not covered by paragraph (a) above, until the Pit Officer directs further actions according to paragraphs (2) or (3) following. No spotters will be inserted until the Pit Officer's decision is made.
 - (2) If the competitor fired fewer than the required number of shots through his own fault, and more hits than he fired appear on the target, he shall be given the score corresponding to the number of shots he fired, of highest value, and scored a miss for each shot which he did not fire. (See also Rule 14.12.)
 - (3) If the competitor fired the required number of shots in the required time and eleven (11) hits are found on the target, all hits will be spotted on the target and the value of all hits will be indicated on the score board. The score keeper will record the value of the ten (10) hits of highest value. The competitor will not have the option to refire (See Rules 9.25 and 14.3.1).
 - (4) If the competitor fired the required number of shots in the required time and more than eleven (11) hits are found, the competitor may either accept the value of the ten (10) hits of lowest value or

refire the string. If the score is accepted, all hits will be spotted on the target and the value of all hits will be indicated on the score board and the score keeper will record the value of the lowest ten (10) hits. (See Rules 9.25 and 14.3.1).

- (5) If the competitor fired fewer than the required number of shots through no fault of his own (see Rule 10.10) and more hits than fired appear on the target, all hits will be spotted on the target and the value of all hits will be indicated on the score board. The score keeper will record the score corresponding to the number of shots fired by the competitor of highest value on the front of the score card. The competitor will refire the string on the alibi relay and the score will be recorded on the back of the score card. The shots of lowest value needed to complete the string will be transferred to the front of the score card.
- (6) If a competitor fires more than the required number of shots, and this is verified by the score keeper (Rule 14.3.1(b)), and he has more than ten hits on his target, and there are no insufficient shots one or two targets to the left or right of the assigned target, the competitor will receive a score of zero for that string of fire.

14.11 Non-Visible Hits—All in the 9 and/or 10 Ring—In a rapid fire string where a competitor fires a complete 10 shot string in the required time, and where only nine hits are visible in the 9 and/or 10 ring, and where there is no evidence that a shot went elsewhere than through the assigned target, and where there are no excessive hits one or two targets to the left or right of the assigned target, the competitor may:

- (a) Accept the score as fired.
- (b) Challenge the score:
 - (1) Before refiring an additional string, or
 - (2) Before accepting the score as fired.
- (c) Fire an additional 10 shot string. Scoring procedure: The value of the nine hits on the competitor's target will be recorded on the front of the score card. (If the problem occurs on the first string of a two string match or stage, it shall be recorded as the first string even though it is incomplete. The next string fired will be recorded as the second string.) The refire string will be fired on the alibi relay, and recorded on the back of the score card. The shot or saved round of lowest value of the refire string will be transferred to the front of the score card to complete the score.

48

Note: In the event three adjacent targets result in two targets having only nine hits all in the 9 and/or 10 ring and there being only one excessive hit on the three targets, both the competitors with insufficient hits will have the options of (a), (b), or (c). Rule 14.10 will apply to the competitor with excessive hits.

14.11.1 Non-Visible Hits—Late Shots—In a rapid fire string, if the scorer observes a late shot, he will immediately notify a Range Officer. If the score results in insufficient hits, a refire string will not be allowed.

14.11.2 Non-Visible Hits—NOT All in the 9 and/or 10 ring—In a rapid fire string where a competitor fires a complete 10 shot string in the required time, and where there has been no evidence that a shot went elsewhere than through the assigned target, that is, one or two targets to the right or left of the assigned target, and where fewer than 10 hits are visible on the target, the competitor may challenge, or accept the score of the shots visible.

14.12 Insufficient Hits—If a competitor fires fewer than the required number of shots through his own fault, he shall be given the score corresponding to the number of shots he fired, and scored a miss for each unfired shot.

14.12.1 Misses Scored—In any string, the competitor must be scored the

required number of shots, assigning a miss for each required shot which he failed to fire.

14.13 Notification of Competitor—In all cases where Rules 14.9, 14.10, 14.11, 14.11.1, 14.11.2, 14.12, or 14.12.1 apply, the competitor will be notified at once of the fact that there is a problem with his target in the following manner:

- (1) **Insufficient Hits:** If there are insufficient hits on a target, a scoring disc will be placed in the top center of the target and the number of hits written on the top of the rapid fire score board. If they are all in the 9 or 10 ring, the word “YES” will be written under the figure 9 and if all the apparent hits are not in the 9 or 10 ring, the word “NO” will be written under the figure 9. If Rules 14.11 through 14.12.1 apply, the competitor will also be notified if there are any excessive hits one or two targets to the left or right of the assigned target.
- (2) **Excessive Hits:** If there are more than eleven (11) hits on a target, the scoring disc will be placed in the top right hand corner of the target. The score of the ten hits of lowest value will be written on the top of the rapid fire score board and the target will immediately be placed at half mast to expose only the value spotter and the top of the score board.
- (3) **Eleven (11) Hits:** If there are eleven (11) hits on a target, scoring discs will be placed in the top center and the top right hand corner of the target. The eleven (11) hits will be spotted and the value of the eleven (11) hits will be indicated on the score board. The target will then be run up.
- (4) **Inadvertently pulled target:** If a target puller inadvertently moves the target just as a shooter fires a shot causing a hit high or low on the target or a shot to miss the target, he should immediately notify the shooter, scorer, and Range Officer in the following manner: He shall paste up the shot hole if any, place a value marker on the target frame at 9 o'clock and a value marker at 3 o'clock and run the target up fully. The shot fired shall be ignored and the competitor given an additional shot.
- (5) **Pit Range Alibi:** When a pit range alibi is granted, all holes will be pasted and the target run up with a scoring disc placed in the 3 o'clock position (The hole for scoring an eight in slow fire). (See Rule 10.7.2).

49

14.14 Target Puller Responsibilities—Target pullers are responsible for following the scoring procedures prescribed in this section of the rule book and for following directions of the Pit Officer. During slow fire, the target puller will pull and mark the target after each shot only after the shot has been visually located on the target unless directed by a pit official.

14.15 Score Cards—Score cards must be prepared by the Statistical Office and delivered to the competitor or to the Range Officers who will check the target assignments of each competitor as he reports at the firing point, then give the score cards to the Scorer. At the conclusion of each relay, Range Officers will collect the score cards and deliver them to the Statistical Office.

14.16 Score Card Corrections—No erasures are allowed on score cards. When an incorrect value has been entered on the score card, the scorekeeper will immediately advise the shooter, draw a line through the incorrect value, enter the correct value above, and initial. When targets are scored in the pits, the recorded value of any shot will not be changed (except when re-disked or re-marked) unless some special message with reference to it is received by a Range Official from one of the Pit Officials.

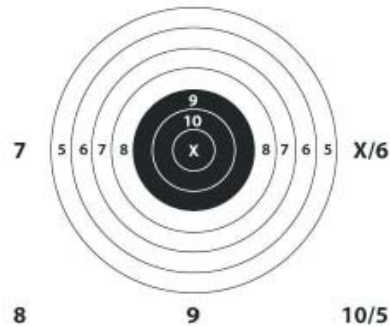
•14.17 Use of Shot Hole Spotters—When targets are operated from a pit, shot hole spotters are used to show the location of hits; white spotters for hits in the aiming black and black spotters for hits elsewhere (including hits scored as misses). (See Rule 14.1.) In slow fire, a spotter is placed in the first hit, the target exposed and the value signaled, and the target is left exposed for the next shot. As each succeeding shot is fired the target is withdrawn, the spotter moved to the new hit, the previous shot hole covered with a target

paster and the target is re-exposed and the new hit value signaled. In rapid fire, spotters are placed in all hits of the string, or as many as feasible, before exposing the target to signal the values. After signaling all hits, the target is withdrawn, spotters removed and holes pasted before the next string. In the case of excessive or insufficient hits in rapid fire, spotters shall not be inserted in the target until directed by the Pit Officer. The same size spotter will be utilized on all targets for each stage of fire. The following spotters will be used:

- (a) A 1.5 inch or smaller spotter for rapid fire.
- (b) A 3 inch or smaller spotter for slow fire, 200 yards through 600 yards.
- (c) A 5 inch or smaller spotter for all ranges in excess of 600 yards.

• **14.18 Signal Systems for Scoring Targets**—The visual Signaling system described below will be used in all high power rifle tournaments:

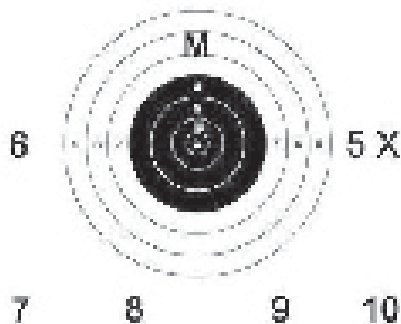
- (a) Slow Fire-Value spotters are placed as indicated on the target frame, all of a highly visible color such as fluorescent orange or black. The shooter may request the color they can best see.



50

- X Center right side
- 10 Bottom right corner
- 9 Bottom center
- 8 Bottom left corner
- 7 Center left side
- 6 Center right side (same as X)
- 5 Bottom right corner (same as 10)
- Miss Both bottom left and bottom right corners

- (b) Rapid Fire: A narrow vertical chalk board is hung on the left side of the target frame (during scoring phase only), with the successive scoring values painted on it. Opposite each value is chalked the total number of



- X Center right side
- 10 Bottom right corner

- 9 Bottom right of center
- 8 Bottom left of center
- 7 Bottom left corner
- 6 Center left side
- 5 Center right side (same as X)
- Miss Center - just above the aiming black

(c) Rapid Fire: A narrow vertical chalk board is hung on the left side of the target frame (during scoring phase only), with the successive scoring values painted on it. Opposite each value is chalked the total number of hits of that value scored in the string.

15. DECISION OF TIES

Note: All tie (same numerical score) ranking Rules shall be applied in the order listed below.

15.1 Match—The term “match” as used in this section refers to all individual, team, and aggregate matches.

15.2 Value of “X”—In all matches, an X is a hit of highest value.

15.3 Blank

15.4 In all matches, ties will be decided as follows:

- (a) By the greatest number of X’s over the course.
- (b) Any tie not decided by the above will be decided:
 - (1) By the highest total numerical score at the longest range or simulated longest range.
 - (2) By the greatest number of X’s at the longest range or simulated longest range.
 - (3) By the highest total numerical score at the next longest range or simulated longest range.
 - (4) By the greatest number of X’s at the next longest range or simulated longest range.
- (c) In the event the tie is not broken, the scores at each range, in the above order will be ranked:
 - (1) By the fewest misses.
 - (2) By the fewest hits of lowest value.
 - (3) By the fewest hits of next lowest value.
 - (4) In slow fire individual stages, by the value of the hits in inverse order, counting singly from last to first (X’s being hits of highest value).
 - (5) In rapid fire individual stages at one range and one position, by the value of strings in inverse order.

15.5 & 15.6 Blank

15.7 Slow and Rapid Fire at One Range—Ties will be ranked by considering first rapid fire scores and then the slow fire scores, in the order prescribed in Rule 15.4.

15.8 Matches Including Both Rifle and Pistol—In matches which include

both rifle and pistol stages, ties will be ranked:

- (a) By the highest ranking score at the pistol stage.
- (b) By the highest ranking score at the rifle stage.

15.9 Ties, Team Matches—Team match scores will be ranked by applying the preceding Rules of this section to the total team score for each range and stage, as applicable. If ties still exist, they will be ranked:

- (a) By the highest individual aggregate score.
- (b) By the second highest individual aggregate score, etc.
- (c) By the highest individual score, second highest individual score, etc., at each stage, considered in the order they are listed in Rule 15.4 above.

15.10 Blank

15.11 In Re-Entry Matches—Ties will be ranked:

- (a) By considering as a unit the total score fired on all targets constituting the score for record as provided in the program and applying the provisions of Rules 15.2 to 15.7 inclusive.
- (b) By out ranking the competitor with the lowest score on any one target of those constituting the score for record.
- (c) If still a tie, by combining all cash prizes to which those tied are entitled and dividing such cash equally among those tied. Lots will be cast for merchandise prizes or medals or other trophies.

52 **15.12 Ties, League**—In League competition in which team standings are determined by the number of matches won and lost, ties will be decided by a shoot-off over the same course of fire as that used during the League season.

15.13 Unbreakable Ties—In any case where a tie cannot be ranked under the foregoing provisions of this section, the Match Director will direct that the tie be decided and prizes awarded under one of the following plans as appears necessary or advisable:

- (a) By firing of a complete or partial score under the original match conditions or at longest range of the match.
- (b) By drawing of lots for merchandise, medal or trophy awards, and combining any cash awards to which those tied may be entitled and equal division of such cash among those tied.

16. CHALLENGES AND PROTESTS

16.1 Challenges—When a competitor feels that a shot fired by himself or by another competitor has been improperly evaluated or scored, he may challenge the scoring. Such challenge must be made immediately upon announcement of the score. No challenge will be accepted after the targets have been pasted.

- (a) If a competitor desires to challenge the evaluation of any shot or string of shots, he shall notify a Range Officer (Statistical Officer if targets are scored in the Statistical Office) and pay that official a challenge fee of not more than \$3.00. *If the challenge is adjudicated on the firing line and score stands, the challenge fee shall be paid by the competitor to the line officer at the end of that stage of fire.* It is the competitor's responsibility to have the correct fee for challenging. (NRA award points are acceptable.)

- (b) When targets are scored in the pits, the action on the challenge will be as described in Rule 16.1(e). In slow fire, the Range Officer will note the time consumed, and allow the competitor additional time accordingly. Decision of the Pit Officer is final. No other sub-section of Rule 16.1 applies when targets are scored in the pits.
- (c) When the targets are scored on the frames without pits, the challenge must be made immediately upon examination of the targets. The Range Officer will make the evaluation described in Rule 16.1(e). Decision of the Range Officer is final.
- (d) When targets are scored in the Statistical Office, the challenge must be made within a time limit which shall be stated in the program or published by bulletin board notice. The re-check of the target concerned will be made by the Chief Statistical Officer if he has not previously scored or checked the target, or by the Official Referee, Jury (or the Supervisor), in that order. Decision of the official making this check is final.
- (e) Pit Challenge Procedure—Competitors must immediately challenge the scoring of any shot on which they disagree with the target marker. It is the duty of the Range Officer to accept the challenge; collect the fee without comment; direct that no further shots be fired by the competitor until the challenge has been decided; personally telephone the Pit Officer and remain at the firing point until the correct value is signaled from the pit. The Pit Officer shall examine the challenged target carefully, scrutinizing all lines, figures, and wrinkles to locate possible undetected hits using a magnifying glass and/or scoring gauge to detect close doubles. If a shot spotter has been placed in the challenged bullet hole(s), the shot spotter will be removed and an attempt made to plug the shot hole(s) with an appropriate size scoring gauge before signaling the results to the firing line. The Pit Officer's decision is final. If the competitor's challenge is sustained, the challenge fee will be returned immediately; otherwise, it is forfeited and turned over to the Statistical Office.
- (f) The Match Director may at his discretion recheck any competitor's target or scorecard by an administrative challenge. Such challenge must be made within the posted challenge period and checked by the Official Referee or Jury.
- (g) Competitors may request the Chief Statistical Officer to verify addition of scores without payment of a fee. If a competitor discovers a discrepancy between the value marked on a target and the score recorded on a scorecard, scoreboard, result list or bulletin, he may request the Chief Statistical Officer to verify the score. Provided that no scoring challenge is made with respect to the evaluation of a target, the score marked on the target will be considered accurate and the scorecard, scoreboard, result list or bulletin will be corrected.

53

16.2 Protests—

A competitor may formally protest:

- (a) Any injustice which he feels has been done him except the evaluation of a target, which he may challenge as outlined in Rule 16.1.
- (b) The conditions under which another competitor has been permitted to fire.
- (c) The equipment which another competitor has been permitted to use.
- (d) The score that a competitor has received.

16.2.1 Authority of Protest Committees—National Championships protest committees or juries may be established at National Championships to rule on protests arising from activities at those sites (see Rule 11.8). However, the decisions of these special protest committees or juries shall not contravene prior interpretations of the NRA Rules and/or precedents established by the

NRA National Protest Committee.

16.2.2 National Championship Refire/Alibi Protest Procedure—In the National Championships a competitor may protest the ruling of the referee as to whether he should be granted the refire of a shot in slow fire, a refire or alibi in rapid fire by writing the word “PROTESTED” on the front of the score card and paying the protest fee at the time to the NRA Referee. The competitor will then be allowed to fire the shot or shots which will be scored on the back of the score card. The re-fired shot or shots will not count until the protest committee has made a ruling on the written protest that the competitor must file in accordance with Rule 16.3.

16.3 How to Protest—A protest must be initiated immediately upon the occurrence of protested incident. Failure to comply with the following procedure will automatically void the protest:

- (a) State the complaint orally to the Chief Range (Chief Statistical) Officer. If not satisfied with his decision then,
- (b) State the complaint orally to the Official Referee, Jury Chairman or Supervisor. If not satisfied with his decision then,
- (c) File a formal protest in writing with the Official Referee, Jury Chairman or Supervisor stating all the facts in the case. Such written protest must be filed within 12 hours of the occurrence of the protested incident.
- (d) The Official Referee, Jury Chairman or Supervisor will then forward the protest with a complete statement of facts within 48 hours of receipt thereof to the Protest Committee at NRA Headquarters.

16.4 Challenges and Protests in Team Matches—All challenges and protests in team matches must be made by the Team Captain. Team members who believe they have reason to challenge or protest will state the facts to their Team Captain who will make the official challenge or protest if he feels such action is justified.

54

17. NRA NATIONAL RECORDS

17.1 Where Scores for National Records Can Be Fired—Scores to be recognized as National Records must be fired in NRA Registered competition as defined in Rule 1.6, paragraphs (c), (d), (e), and (f). National Records must be approved by the NRA before being declared official. National Records may not be established during re-entry matches.

17.2 Scores to be Used—Scores must be complete scores for an entire scheduled match. Stage scores or scores for only part of a match will not be used for Records.

17.3 Scores for National Individual Records—Such scores must be fired in individual matches. No scores fired in a team match will be considered for recognition as an individual record. For recognition as special group records (“Open,” “Civilian,” “Police,” “Service,” “Women,” “Junior,” “Senior”) scores may be fired in either open or restricted matches. See Rules 1.7(c) and 1.7(e).

17.4 Scores for National Team Records—Such scores must be fired in matches where teams fire as a unit and no combination of individual match scores will be considered for recognition as a team record. For recognition as special group records (“Open,” “Civilian,” “Police,” “Service,” “Women,” “Junior,” “Senior,” “Grand Senior”) all members of the team must be members of the special group concerned (Rule 1.7(e)). Teams must be bona fide teams as outlined in Rules 2.10 to 2.18. National Records will not be recognized for “pickup” teams (teams made up of shooters who do not represent one of the groups outlined in Rules 2.10 to 2.18).

17.5 Courses of Fire for which National Records Are Recognized—

NRA National Records shall be established only by American citizens who are NRA members or Junior members of NRA affiliated clubs...National Records may be established only when competition exist, i.e., more than one competitor or team in an event.

Note: National High Power Rifle Records are maintained for scores fired over the following courses for "Open", "Police", "Service", "Civilian", "Women", "Junior", "Senior" and "Grand Senior" categories fired on the targets indicated and for metallic sights only unless specified otherwise. The "Service" category includes Regular Service, Reserve Components, and National Guard. In order for records to be recognized promptly, National Record Reporting forms must be submitted to NRA by the Statistical Officer of the tournament in which they were fired, after being certified by the Jury or Referee. National Record Reporting forms are mailed to sponsors of NRA Registered Tournaments by NRA Headquarters.

Unlimited sighting shots shall be fired and recorded in courses of fire described in Rule 17.5 (y) and (z). Two sighters will be optional in course of fire (ac), and two sighters shall be fired and recorded in each stage of all other listed courses of fire. Team matches may be fired without sighters.

	Range	Target	Total Shots	Course	
(a)	100 yds	SR-1	20	20 shots, Slow Fire, Standing.	
(b)	100 yds	SR-1	20	20 shots, Rapid Fire, Sitting or Kneeling.	
(c)	100 yds	SR-21	20	20 shots, Rapid Fire, Prone.	
(d)	100 yds	MR-31	20	20 shots, Flow Fire, Prone.	
(e)	100 yds	SR-1 SR-21 MR-31	50	100 yds National Match Course 10 shots, Slow Fire, Standing (SR-1), 10 shots, Rapid Fire, Sitting or Kneeling (SR-21), 10 shots, Rapid Fire, Prone (SR-21), 20 shots, Slow Fire, Prone (MR-31).	55
(f)	100 yds	SR-1 SR-21 MR-31	80	100 yd 80 Shot Regional Course 20 shots, Slow Fire, Standing (SR-1), 20 shots, Rapid fire, Sitting or Kneeling (SR-1), 20 shots, Rapid Fire, Prone (SR-21), 20 shots, Slow Fire, Prone (MR-31).	
(g)	100 yds	SR-1 SR-21 MR-31	100	100 yd 100 Shot Regional Course 20 shots, Slow Fire, Standing (SR-1), 20 shots, Rapid Fire, Sitting or Kneeling (SR-1) 20 shots, Rapid Fire, Prone (SR-21).	
(h)	200 yds	SR	20	20 shots, Slow Fire, Standing.	
(i)	200 yds	SR	20	20 shots, Rapid Fire, Sitting or Kneeling.	
(j)	200 yds	SR-42	20	20 shots, Rapid Fire, Prone.	
(k)	200 yds	MR-52	20	20 shots, Slow Fire, Prone.	
(l)	200 yds	SR SR-42 MR-52	50	200 yd National Match Course 10 shots, Slow Fire, Standing (SR), 10 shots, Rapid Fire, Sitting or Kneeling (SR), 10 shots, Rapid Fire, Prone (SR-42) 20 shots, Slow Fire, Prone (MR-52).	

<i>(m)</i>	200 yds	SR SR-42 MR-52	80	200 yd 80 Shot Regional Course 20 shots Slow Fire, Standing (SR), 20 shots, Rapid Fire, Sitting or Kneeling (SR), 20 shots, Rapid Fire, Prone (SR-42), 20 shots, Slow Fire, Prone (MR-52).
<i>(n)</i>	200 yds	SR SR-42 MR-52	100	200 yd 100 Shot Regional Course 20 shots, Slow Fire, Standing (SR), 20 shots, Rapid Fire, Sitting or Kneeling (SR), 20 shots, Rapid Fire, Prone (SR-42), 40 shots, Slow Fire, Prone (MR-52).
<i>(o)</i>	300 yds	SR-3	20	20 shots, Rapid Fire, Prone (SR-3).
<i>(p)</i>	300 yds	MR-63	20	20 shots, Slow Fire, Prone.
<i>(q)</i>	300 yds	MR-63	20	20 shots, Slow Fire, Prone, Any Sight.
<i>(r)</i>	200 yds 300 yds	SR SR-3 MR-63	50	National Match Course 10 shots, Slow Fire, Standing at 200 yds (SR), 10 shots, Rapid Fire, Sitting or Kneeling at 200 yds (SR), 10 shots, Rapid Fire, Prone at 300 yds (SR-3), 20 shots, Slow Fire, Prone at 300 yds (MR-63).
<i>(s)</i>	200 yds 300 yds	SR SR-3 MR-63	80	300 yd 80 Shot Regional Course 20 shots, Slow Fire, Standing at 200 yds (SR), 20 shots, Rapid Fire, Sitting or Kneeling at 200 yds (SR), 20 shots, Rapid Fire, Prone at 300 yds (SR-3), 20 shots, Slow Fire, Prone at 300 yds (MR-63).
<i>(t)</i>	200 yds 300 yds	SR SR-3 MR-63	100	300 yd 100 Shot Regional Course 20 shots, Slow Fire, Standing at 200 yds (SR), 20 shots, Rapid Fire, Sitting or Kneeling at 200 yds (SR), 20 shots, Rapid Fire, Prone at 300 yds (SR-31), 40 shots, Slow Fire, Prone at 300 yds (MR-63).
<i>(u)</i>	500 yds	MR-65	20	20 shots, Prone.
<i>(v)</i>	500 yds	MR-65	20	20 shots, Prone, Any Sight.
<i>(w)</i>	600 yds	MR-1	20	20 shots, Prone.
<i>(x)</i>	600 yds	MR-1	20	20 shots, Prone, Any Sight.

(y)	200 yds	SR	80	Regional Course
	300 yds	SR-3		20 shots, Slow Fire, Standing at 200 yds (SR),
	600 yds	MR-1		20 shots, Rapid Fire, Sitting or Kneeling at 200 yds (SR-3),
				20 Shots, Slow Fire, Prone at 600 yds (MR-1).
(z)	200 yds	SR	100	Regional Course
	300 yds	SR-3		20 shots, Slow Fire, Standing at 200 yds (SR),
	600 yds	MR-1		20 shots, Rapid Fire, Sitting or Kneeling at 200 yds (SR),
				20 shots, Rapid Fire, Prone at 300 yds (SR-3),
				40 shots, Slow Fire, Prone at 600 yds (MR-1).
(aa)	200 yds	SR	50	National Match Course
	300 yds	SR-3		10 shots, Slow Fire, Standing at 200 yds (SR),
	600 yds	MR-1		10 shots, Rapid Fire, Sitting or Kneeling at 200 yds (SR),
(SR-3),				10 shots, Rapid Fire, Prone at 300 yds
				20 shots, Slow Fire, Prone at 600 yds (MR-1).
(ab)	1000 yds	LR	20	20 shots, Slow Fire Prone, Metallic Sights
(ac)	1000 yds	LR	20	20 shots, Slow Fire Prone, Any Sights
(ad)	200 yds	SR	60	National Long Range Course
	300 yds	SR-1		10 shots, Slow Fire, Standing at 200 yds (SR),
	600 yds	MR-1		10 shots, Rapid Fire, Sitting or Kneeling from
	1000 yds	LR		Standing at 200 yds (SR),
				10 shots, Rapid Fire, Prone at 300 yds (SR-3),
				10 shots, Slow Fire, Prone at 600 yds (MR-1),
				20 shots, Slow Fire, Prone at 1000 yds (LR).
(ae)	The current National championship Aggregate Course.			
(af)	Palma Course of Fire			
	800 yds	LR	15	15 shots, Slow Fire, Prone, Metallic Sights
	900 yds	LR	15	15 shots, Slow Fire, Prone, Metallic Sights
	1000 yds	LR	15	15 shots, Slow Fire, Prone, Metallic Sights
(ag)	Palma Regional Course—See Rule 7.19(a)			
(ah)	Mid-Range Course of Fire—Metallic Sights			
	300 yds	MR-63	20	20 shots, Slow Fire, Prone
	500 yds	MR-65	20	20 shots, Slow Fire, Prone
	600 yds	MR-1	20	20 shots, Slow Fire, Prone

- (ai) Mid-Range Course of Fire—Any Sights

300 yds	MR-63	20	20	shots, Slow Fire, Prone
500 yds	MR-65	20	20	shots, Slow Fire, Prone
600 yds	MR-1	20	20	shots, Slow Fire, Prone

- (aj) Team Matches—Four man team matches fired over the courses described in items (e), (f), (l), (m), (n), (r), (s), (t), (aa), (ab), (ac), (ad), (af), (ah), and (ai).

(National Records in the Palma course can only be established with the U.S. Palma Rifle, Rule 3.3.3)

17.6 Co-holder Records—Tie breaking Rules beyond the use of numerical scores including X count will not be employed when establishing National Records. Co-holder status will be accorded to individuals or teams when their score equals a National Record. *Co-holder records shall not be issued to the same individual or team who currently holds the record, should they tie their own existing record.*

18. COMPETITORS' DUTIES AND RESPONSIBILITIES

Note: The following competitors' duties are in addition to those specified elsewhere throughout these Rules.

58 **18.1 Discipline**—It is the duty of each competitor to sincerely cooperate with tournament officials in the effort to conduct a safe efficient tournament. Competitors are expected to promptly call attention to the proper officials regarding any infraction of rules, safety or good sportsmanship. Failure of a competitor to cooperate in such matters or to give testimony when called upon to do so in any case arising out of infractions of these Rules, may result in said competitor being considered an accessory to the offense.

18.2 Knowledge of Program—It is the competitor's responsibility to be familiar with the program. Officials cannot be held responsible for a competitor's failure to obtain and familiarize himself with the program.

18.3 Eligibility—It is the competitor's duty to enter only those events for which he is eligible and to enter himself in the proper classification.

18.4 Classification—It is the competitor's duty to have his current classification card in his possession when competing in a competition using a classification system. Unclassified competitors may obtain their Score Record Book from the Official Referee, Supervisor, or tournament officials.

18.5 Individual Entries—In individual matches it is the duty of the competitor to make his own entries on the forms in the manner prescribed for that tournament. Errors due to illegibility or improper filling out of forms are solely the competitor's responsibility. The Statistical Office is not required to accept corrections after entry closing time.

18.6 Squadding Tickets—It is the competitor's duty to secure his squadding ticket for each match (or to consult the squadding bulletin) in ample time to permit reporting at the proper time and place to fire each match. It is not the duty of officials to page competitors in order to get them on the firing line. Competitors, upon receipt of squadding tickets, should inspect them for correctness of competitor's number and non-interference in squadding assignment. Errors should be reported immediately to the Statistical Officer.

18.7 Reporting at Firing Point—Competitors must report at their assigned firing point immediately when the relay is called by the Range Officer. The proper rifle and ammunition for that particular match must be ready and in

safe firing condition. Time will not be allowed for rifle repairs, sight blacking, sight adjustments or search for missing equipment after a relay has been called to the firing line.

18.8 Official Time- Official time in both slow and rapid fire is kept in the pits by the Chief Pit Officer:

In rapid fire, when the line is ready, the Line Officer will give the command “**All ready on the firing line**”. *This command will be audible to both the firing line and the Pit Officer only.* Upon receiving that command from the line, the Pit Officer will (within 3-5 seconds) give the command “**Stand by your targets; targets, up**”. *This command will be audible to the pits only.*

The Line Officer will view the bank of targets as they rise from the pits and when he sees the last target come up, he will communicate the command, “**Mark (60 or 70) seconds,**” as applicable. The Pit Officer will respond with the command “mark” to confirm receipt of the same. *These commands/ communications will be audible to the Line and Pit Officers only.*

The Pit Officer will start the official time in accordance with the “mark” he has received from the line and will give the command, “**Stand by your targets; targets, down**” at the end of the appropriate time limit. *This command will be audible to the pits only.*

The official time is kept in the pits and by the Pit Officer for slow fire, the same way and in accordance with the commands, i.e. “marks” given from the Line Officer however; communicated in minutes vice seconds.

18.9 Loading—No competitor will load a rifle except at the firing point and after command has been given by the Range Officer.

18.10 Cease Firing—When the command “Cease Firing,” is given, all shooters will immediately stop firing. All rifles except potential rapid fire alibis will then be unloaded, detachable magazines removed, and actions opened.

59

18.11 Checking Scores—It is the duty of all individual competitors to check the shot value and the total score on their score card at the conclusion of each match. In Team Matches, the Team Captain must check and sign score cards. Failure to sign a score card before leaving the firing line results in the loss of both the challenge and protest privilege. (For procedures on challenges and protests, see Rule 16).

18.12 Clearing the Firing Point—It is the competitor’s duty to leave the firing point promptly at the conclusion of his relay. When leaving the firing point, rifles must be unloaded and actions open. An Empty Chamber Indicator must be in place.

18.13 Checking Bulletin Board—Competitors must promptly check the Preliminary Bulletin Board between matches and call attention to errors within the time specified at that tournament. Failure to check scores within the time limit results in the penalty of losing the privilege of any further challenge. (For procedures on challenges and protests, see Rule 16.)

18.14 Score Cards Must Be Signed—When targets are scored in the pits or on frames, after the score card is signed by the Scorer (Rule 14.3.1), the competitor (Team Captain in team matches) checks the values of shots and the totals as recorded, and signs the card. If he leaves the firing line without so signing, he is allowed no challenge or protest for that match. If he wishes to protest, he writes “protested” on the score card above his signature.

18.15 Responsibility—It shall be the competitor’s responsibility:

- (a) That all equipment meets all rules and match specifications in any match in which that equipment is to be used.
- (b) That the competitor’s position conforms to the rules.
- (c) That the competitor has full knowledge of the rules under which the

match is fired.

- (d) That after due warning on any infraction of existing rules, a competitor shall understand that a repetition thereof may be cause for disqualification for that match or tournament.
- (e) It is the competitor's responsibility to perform scoring and/or target pulling duties if assigned. If any competitor, or his substitute, fails to perform his squadded assignment for scoring and/or pulling targets, that competitor may be disqualified from the entire tournament.
- (f) When targets are framed by the competitor it is the competitor's responsibility that the correct target is framed for the range and event being fired.
- (g) To insure that his target is not altered intentionally or with special marks which benefit him in any way. Scores fired on such targets will not be scored.
- (h) To have the correct fee for a challenge. (NRA award points are acceptable.)

19. NATIONAL HIGH POWER RIFLE CLASSIFICATION

19.1 Classified Competitors—Classified competitors are all individuals who are officially classified by the NRA for High Power Rifle competition, or who have a record of scores fired over courses of fire used for classification (See Rule 19.4) which have been recorded in a Score Record Book.

60 **19.2 Unclassified Competitor**—An unclassified competitor is a competitor who does not have a current NRA High Power Rifle classification, either regular or temporary by Score Record Book (Rule 19.14), nor an "Assigned Classification" (Rule 19.6). Such competitor shall compete in the Master Class.

19.3 Blank

19.4 Scores Used for Individual Classification—Scores used for High Power Rifle classification or reclassification include all scores fired in NRA sanctioned individual and team competitions of the types defined in Rule 1.6 subparagraphs (c) through (h) inclusive, over the courses of fire listed in Rules 19.5 and 19.5.1. Scores from sanctioned League competitions may be used in Score Record Books if applicable (Rule 19.14) during the League season, but will not be entered in the official classification or reclassification procedure until completion of the League season.

19.4.1 Expanded Classification System for Juniors (Rule 2.3) only—A match sponsor may use an expanded or a different classification for junior shooters. Within that system, coaching may be allowed by the sponsor. However, the scores fired in classes that allow coaching will not be used for national records or national standings, but shall be reported for NRA classification purposes.

19.5 Courses of Fire Used for High Power Rifle Classification—

100 Yards: - Metallic Sights

Target: SR-1; 10 or 20 shots standing, slow fire, 10 or 20 shots rapid fire, sitting or kneeling.

Target: SR-21; 10 or 20 shots rapid fire prone.

Target: MR-31; 10 or 20 shots slow fire, prone.

200 Yards: - Metallic Sights

Target: SR; 10 or 20 shots standing, slow fire, or 10 or 20 shots rapid fire sitting or kneeling.

Target: SR-42; 10 or 20 shots rapid fire, prone.

Target: MR-52; 10 or 20 shots slow fire, prone.

300 Yards: - Metallic Sights

Target: SR-3; 10 or 20 shots rapid fire, prone.

Target: MR-63; 10 or 20 shots slow fire, prone.

500 Yards: - Metallic Sights

Target: MR-65 (ONLY); 10 or 20 shots slow fire, prone.

600 Yards: - Metallic Sights

Target: MR-1; 10 or 20 shots slow fire, prone.

19.5.1 Courses of Fire Used for High Power Rifle Long Range Classification

800, 900, or 1000 Yards; Target; LR; 20 shots, slow fire prone, metallic or any sights.

Palma Course - Target, LR.

800 yards, 15 shots, slow fire, prone, metallic sights.

900 yards, 15 shots, slow fire, prone, metallic sights.

1,000 yards, 15 shots, slow fire, prone, metallic sights.

19.5.2 Courses of Fire used for Mid-Range Prone Classification

300 yards - When not part of an NRA High Power Rifle tournament or is part of a Mid-Range Tournament

Rule 7.10 metallic or any sights.

500 yards - When not part of an NRA High Power Rifle tournament or is part of a Mid-Range Tournament

Rule 7.11 metallic or any sights.

600 yards - When not part of an NRA High Power Rifle tournament or is part of a Mid-Range Tournament

Rule 7.12 metallic or any sights.

19.6 Assigned Classification—A competitor who has no NRA High Power Rifle classification, either regular or temporary by Score Record Book (Rule 19.14), but who has an NRA classification in one or more of the Smallbore or International Rifle categories, will be given an “Assigned Classification” corresponding to his highest in those categories. This “Assigned Classification” will apply until superseded by a temporary or regular classification.

19.6.1 Combined Course of Fire Classification—Competitors firing in a tournament having a combined aggregate requiring classification under Rules 19.5, 19.5.1, and 19.5.2 will compete for combined aggregate awards in the highest classification held.

19.7 Lack of Classification Evidence—It is the competitor’s responsibility to have his NRA official classification card or Score Record Book with required scores for temporary classification (see Rules 19.1 and 19.14) and to present such classification evidence when required. Any competitor who cannot present such evidence will fire in the Master Class. A competitor’s classification will not change during a tournament. A competitor will enter a tournament under his correct classification and fire the entire tournament in that class. Should it be discovered during a tournament that a competitor has entered in a classification lower than his current rating, the tournament records will be corrected to show the correct classification for the entire tournament.

19.8 Competing in a Higher Class—Any individual or team may elect, before firing, to compete in a higher classification (except High Master) than the one in which classified. Such individual or team must fire in the higher class throughout the tournament.

19.8.1 Combining of Classes - When there are insufficient entries in any class to warrant an award in that class according to the match program conditions, the individual or team concerned may be moved by the Tournament Match Director to a higher class provided this change is made prior to the individual or team concerned having commenced firing in a tournament.

19.9 Obsolete Classifications and Scores—All classifications and scores (including temporary, Rule 19.14) except Master, shall become obsolete if the competitor does not fire in NRA competition at least once during 3 successive calendar years. Master classifications and scores shall become obsolete if the competitor does not fire in NRA competition at least once during 5 successive calendar years. Lifetime Master classifications will not become obsolete.

19.10 Appeals—Any competitor having reason to believe that he is improperly classified may file an appeal with the NRA stating all essential facts. Such appeals will be reviewed by the NRA Protest Committee.

19.11 Protests—Any person who believes that another competitor has been improperly classified may file a protest with the NRA stating all essential facts. Such protests will be reviewed by the NRA Protest Committee.

19.12 Team Classification—Teams are classified by computing the “team average” based on the classification of each firing member of the team. To compute this “team average” the key in Table No. I for the different classes will be used, and the team total divided by the number of firing members of the team. Any fractional figure in the team average of one half or more will place the team in the next higher class. The “team average” will establish classification of the team as a unit but will not affect in any way the individual classification of the team members.

62

TABLE NO. I
TEAM

<i>Class</i>	<i>Key</i>	<i>Class</i>	<i>Key</i>
High Master.....	5	Sharpshooter	2
Master.....	4	Marksman	1
Expert.....	3		

19.13 Reporting Scores—NRA competition (see Rule 1.6) sponsors will report to the NRA all individual and fired team match scores fired over the courses stated in Rules 19.5 and 19.5.1. Scores fired in individual matches will be reported as aggregate totals, and scores from fired team matches will be reported as a separate aggregate total. Scores from all tournaments and sanctioned leagues will be reported by each sponsor no more than 30 days following completion of the tournament firing schedule.

19.14 Score Record Book—(Temporary Classification)-A competitor who does not have a regular NRA High Power Rifle classification will obtain an NRA “Score Record Book” from the Official Referee, Supervisor, or Tournament Statistical Office, or from the Secretary of a sanctioned league, in which he will enter all his High Power Rifle scores fired in NRA sanctioned individual and team competition of the types defined in Rule 1.6 subparagraphs (c) through (h) inclusive. The total of all scores so recorded, divided by the number of 10-shot strings represented, will be the competitor’s average for temporary classification in accordance with Table II below. Scores from at least one complete tournament (Rule 1.1) or league match (Rule 1.6(h)) are required in order to establish an initial temporary classification. The Score Record Book and any such temporary classification are superseded when the competitor’s regular classification becomes effective.

19.15 Individual Class Averages—Competitors classified or reclassified on the basis of scores fired under the conditions specified in Rule 19.4, reduced to 10 shot averages, those averages leading to classifications as shown

in Table II or III below:

TABLE NO. II
INDIVIDUAL

High Master.....	97.00 and above
Master.....	94.00 to 96.99
Expert	89.00 to 93.99
Sharpshooter.....	84.00 to 88.99
Marksman.....	Below 84.00

TABLE NO. III
INDIVIDUAL MID-RANGE PRONE

High Master.....	98.50 and above
Master.....	97.00 to 98.49
Expert	94.50 to 96.99
Sharpshooter.....	92.00 to 94.49
Marksman.....	Below 92.00

19.16 Establishing Classification—A competitor will be classified when his scores for not less than 120 shots have been reported as prescribed, except that classification will not include tournament or league scores until after all scores for the tournament or league concerned have been reported. When his classification is assigned, he will be furnished an official classification card showing the effective date.

• **19.17 Reclassification**—A competitor who has been classified by the NRA will be reclassified as follows:

- (a) NRA Headquarters will record all scores which qualify for classification purposes according to Rule 19.4.
- (b) A competitor will be considered for reclassification upward when his most recently reported scores, for not less than 240 shots (120 shots for Prone Classification), fired subsequent to the tournament date at which he earned his current classification, have been recorded prescribed, except that such consideration will not include tournament or league scores until after all scores for the tournament or league competition concerned have been recorded. If his average score so justifies, he will be reclassified upward accordingly.
- (c) A competitor will be reclassified downward only upon request a request in writing by him to the NRA, and only on the basis of at least 320 shots (180 shots for Prone Classification) recorded as prescribed, fired subsequent to the effective date of his current classification. If his average on this basis so justifies he will be reclassified downward accordingly.
- (d) If after reclassification downward, a competitor regains the classification thus vacated, he will not again be reclassified below the latter.
- (e) A reclassified competitor will be provided a new Classification Card showing the effective date.

63

19.18 – 19.20 Blank

19.21 Lifetime Master—Competitors who have been certified as Lifetime Masters will retain their Lifetime Master cards and enter competitions in the Master Class, except that:

- (a) Lifetime Masters will be reclassified to a higher class, according to the provisions of Rule 19.17(b) and must enter competitions in the higher class.

- (b) Lifetime Masters may petition NRA to revoke a Lifetime Master card and be reclassified downward according to the provisions of Rule 19.17(c).
- (c) No new Lifetime Masters will be certified.

20. NRA OFFICIAL REFEREE

20.1 Eligibility—Any individual 21 years of age or older who fulfills the requirements currently in effect may be certified as an Official Referee.

20.2 Certification—

- (a) To be certified as an Official Referee, applicants must undertake such oral, written or practical examination as the NRA may require. The Board of Directors of the NRA will be the final judge as to applicant's fitness for certification. Certification may be refused without stating cause.
- (b) Certificates will remain in force for such periods as may be indicated on the face thereof. Certificates may be surrendered by the holder or canceled by the NRA at any time without stating cause.
- (c) Re-examination may be required at any time to determine the Official Referee's current ability to meet the requirements.
- (d) Official Referees may be authorized to serve with certain limitations specified in their authorization. Such limitations may be:

For a limited time only, or

For a special tournament or tournaments, or

64

Within specified territorial boundaries, or

For specified types of competition or classes of tournaments.

- (e) Insignia remains the property of the NRA and must be returned at the termination of the Official Referee's certification.

20.3 Duties—General

- (a) It is the duty of the Official Referee at all times to keep informed of NRA Bylaws, current competitive rules, and match administrative procedures. He or she must be equipped to act as a guide and counselor to every official at a tournament both on the range and in the Statistical Office, but will not give direction except through the Match Director.
- (b) He or she must be familiar with the various NRA qualification courses and with National Classification Rules.
- (c) He must know the requirements for individual membership in the Association and the general requirements for club affiliation.
- (d) It is his or her duty to report to National Headquarters any suggestions, criticisms, incidents or trends which, in his opinion, should be considered by the Association in order to promote the best interests of shooting.
- (e) He must at all times and under all circumstances remember that his value as an Official Referee is in direct ratio to his reputation for integrity, impartiality, broad knowledge of the game, courtesy, courage and sobriety. The use of alcoholic beverages while on duty cannot be condoned and their excessive use at any time will be sufficient cause for cancellation of the Official Referee's certificate.

- (f) When authorized by the National Board for the Promotion of Rifle Practice, he will act as the Official Referee in matches of the NBPRP.

20.4 Duties—Before Tournament

Having accepted an assignment to serve, it is the duty of the Official Referee to:

- (a) Familiarize himself or herself with the program.
- (b) Check, by mail or in person, with the Match Director of the tournament to insure that range and statistical facilities are adequate and in good order and that ample range and statistical personnel have been employed or definitely arranged for.

20.5 Duties—During Tournament

- (a) Check the operation of the Statistical Office when first opened to help establish proper registration and squadding procedure. Make sure the Statistical Office has arranged to check all competitors' current classification before issuing competitor's first squadding ticket.
- (b) Check target equipment and the personnel in company with the Match Director to insure that range will function properly.
- (c) Check with the Match Director and arrange to have Official Bulletins posted immediately covering any changes or corrections which have been authorized.
- (d) Personally observe scoring and bulletin methods used when targets for the first relay are being scored and call attention to any errors before an erroneous method becomes established.
- (e) Remain constantly alert for infractions of safety or competition rules by moving over the range behind the firing line from flank to flank; observing activities of target runners, Range Officers, scorers, statistical clerks and spectators; watching competitors handling their guns, etc.
- (f) Report immediately to the Match Director any errors in administration or infractions of rules by competitors or personnel, requesting that he have them corrected at once. If the matter is one requiring instant action, the Official Referee should direct whatever action is required and report his action and reason therefore to the Match Director as soon as that officer can be reached.
- (g) In tournaments where situations occur that are not specifically covered by an existing rule or rules, the Referee shall exercise good judgment in ruling for the best interest of the shooting sports and competitors.
- (h) Personally check with Statistical Officer at the conclusion of the tournament to make sure that all bulletins have been properly completed and awards issued in accordance with the tournament program.
- (i) Forward to NRA Headquarters whatever reports may be currently required of him or her, including National Record Reporting forms, copies of protests, decisions, appeals and all written statements bearing on the case.
- (j) When triggers are weighed, shall weigh or supervise the weighing of triggers.

65

20.6 Handling of Challenges and Protests—Challenges and protests will be handled in the manner provided for in these Rules.

20.7 Assignment to Tournaments—Official Referees are assigned to tournaments by NRA Headquarters.

20.8 Official Referee as Competitor—No Official Referee may compete in any match fired in conjunction with any tournament where he is officiating.

20.9 Status of the NRA Official Referee—

- (a) The Official Referee will not give directions to the tournament operating personnel except through the Match Director. In all emergency cases involving the safety of personnel or property, the Official Referee will act immediately and forcefully, taking full responsibility and reporting his or her action thereafter to the Match Director and to the National Rifle Association when making his or her tournament report. In the event of a disagreement between match officials, the Official Referee shall prevail at the match with recourse only to the Protest Committee.
- (b) The Official Referee is a representative of the National Rifle Association present at a tournament to interpret the rules and regulations for the benefit of both the tournament officials and the competitors. It is his or her duty to see that all such rules and regulations are properly and efficiently enforced. He or she is not responsible for the actual administration and conduct of the tournament except to enforce the rules and regulations. It is his or her duty to make such suggestions and recommendations as are necessary to enable the tournament staff to operate in the most satisfactory manner.

21. NRA COMPETITION PROGRAMS

66 *Tournament programs must describe the conditions of the match, the positions, rifles, caliber of rifles, ammunition, targets, ranges, and should cover all the following points:*

TOURNAMENT NAME:

Do not designate “State Championship” unless authorized by the State Association; “Sectional,” or “Regional Championship” unless authorized by the NRA.

TOURNAMENT DATE(S):

Date or dates of tournament.

SPONSORING ORGANIZATION:

Name of Club or Association.

FOR INFORMATION CONCERNING THE TOURNAMENT WRITE TO:

Give name and complete address as you want it listed in “Coming Events” Notice.

DIRECTIONS TO RANGE:

List directions clearly.

RULES:

State any additional rules required by the conditions of the competition concerned. Where NRA Rules show alternative conditions, the least restrictive apply unless the program sets forth limitations.

COMPETITION OPEN TO:

State the restrictions, if any, on entries. See Rules 1.7(c) and 1.7(e).

REGISTRATION FEE:

List amount of tournament registration fee to be charged each competitor and what it entitles him to such as brassard, competitor number badge, etc., and a copy of the Official Bulletin.

ENTRIES:

List name and address of person to whom entries should be mailed.

ENTRY FEE:

State amount per match (team and individual).

ENTRIES CLOSE:

State date and time.

POST ENTRIES:

Show that post entries will or will not be accepted, closing time and fee.

ENTRY LIMIT:

State number of entries that will be accepted.

FIRING STARTS:

State the hour that the first relay of the first match will begin each day.

CLASSIFICATION OF COMPETITORS:

See General Regulations. If NRA Classification System is not used or if classes are combined, list details. 67

AWARDS:

List schedule of awards for individual and team matches. Specify method, time and place of issuing awards.

MATCH SCHEDULE AND CONDITIONS:

Give complete details on courses of fire, types of sights, rifle, calibers, etc.

GENERAL INFORMATION:

List eating facilities, housing facilities, etc.

Note: Changing Match Conditions—The Match Director may change match conditions shown by the program in special circumstances. See Rules 11.1 and 18.13.

22. F-CLASS RIFLE RULES

NOTE: these rules are provided for the conduct of F-class competition either separately or in conjunction with conventional NRA Long Range rifle competition. Scores fired in these competitions using the F-class modified targets will be used for classification.

In all cases where specific rules are not given here, the appropriate rules for High Power Rifle competition shall be used.

3. EQUIPMENT AND AMMUNITION

3.4 F-Class Rifle -

- (a) **F-Class Open Rifle (F-O)** - A rifle restricted to a bore diameter no larger than .35 caliber. (Attention is directed to safety fan limitations of various ranges. Individual ranges may further restrict ammunition), "Rail guns" and positive mechanical methods of returning to the precise point of aim for the prior shot are not permitted. Any safe, manually operated trigger is permitted. Any sighting system is permitted, but it must be included in the rifle's overall weight.

The provisions of Rules 3.16 and 3.16.1 apply to this definition.

- (1) The rifle's overall weight, including all attachments such as sights and bipod, must not exceed 10 kilograms (approximately 22 pounds). An "attachment" also includes any external object, other than the competitor and apparel, which recoils or partially recoils with the rifle, or which is clamped, held, or joined in any way to the rifle for each shot, or which even slightly raises with the firing of the rifle from the rests).
- (2) The width of the rifle's forend shall not exceed 76mm (approximately 3 inches).
- (3) The rifle must be fired in the prone position from the shoulder of the competitor using rifle rests as defined in Rule 3.4.1(a).

- (b) **F-Class Target Rifle (F-TR)** - A rifle restricted to the chambers of unmodified .308 Winchester/7.62mm NATO or unmodified .223 Remington/5.56mm X 45 NATO cartridge cases. The rifle must be fired off a bipod, rigidly attached to the rifle's forend, and/or a sling. Any bipod, meeting the definition of a bipod, may be used but its weight must be included in the rifle's overall weight. Any safe, manually operated trigger is permitted. Any sighting system is permitted, but it must be included in the rifle's overall weight.

68

The provisions of Rules 3.16 and 3.16.1 apply to this definition.

- (1) The rifle's overall weight, including all attachments such as sights, sling and bipod, must not exceed 8.25 kilograms (approximately 18.18 pounds). An "attachment" also includes any external object, other than the competitor and apparel, which recoils or partially recoils with the rifle, or which is clamped, held, or joined in any way to the rifle for each shot, or which even slightly raises with the lifting of the rifle from its rest/firing point.
- (2) The rifle must be fired in the prone position from the shoulder of the competitor using rifle as defined in 3.4.1(b).

3.4.1 Rifle Rests -

- (a) **F-Class Open Rifle (F-O)** - The rifle may be supported by any means which provides no positive mechanical method for returning it to its precise point of aim for the prior shot. Subject to:

- (1) No more than two rests may be used. If two rests are employed, they may not be attached to each other.
- (2) The use of "tables i.e. a single flat solid surface extending under both front rest and rear bag is prohibited. Carpet or similarly flexible matting may be placed under the front rest and rear bag. Separate flat boards and or plates not exceeding the dimensions

of the individual rests by two inches on a given side may also be placed under the front rest and rear bag. In the case of a bipod, the board or plate may be as wide as necessary to accommodate the bipod at its widest point, but not be more than 12" front to rear. It is not permitted to provide tracks for the guidance of bipod feet. No levelling screws or protrusions are allowed on these boards or plates. They must be flat on the top and bottom.

- (3) A front rest may be employed for either the rifle's foreend or for the forward hand. If attached, clamped, or held to the rifle, the front rest must be included in the rifle's overall weight (Rule 3.4(a)).
 - (4) No portion of the rifle's butt or pistol grip shall rest directly on the ground or on any hard surface. Furthermore, any rear rest employed shall not be attached, clamped, or held onto the rifle in any manner. Mechanically adjustable rear rests are not allowed.
 - (5) As an alternative to (3) or (4), the rifle may be rested on a simple central support such as a rolled jacket, towel, blanket, or groundsheet, or upon a sandbag or beanbag.
 - (6) Any number and type of objects may be placed beneath each rest to compensate for variations in the height of the slope of the firing point or to reduce its rolling.
 - (7) The front rest or base may have up to three spiked feet which may be pressed into the ground by no more than 50mm (approximately 2 inches) provided this causes no significant harm to the firing point.
 - (8) Rests may be adjusted after any shot to compensate for rest movement or settling. A sling may be used in conjunction with the rest(s), but its weight will be included in the rifle's overall weight (Rule 3.4(a)).
- (b) **F-Class Target Rifle (F-TR) Rests** - A bipod and/or sling are the only allowed front supports for the F-TR rifle. The rifle may be supported by a bipod and/or sling and a rear support which provide no positive mechanical method for returning it to its precise point of aim for the prior shot. Subject to:
- (1) The bipod and/or sling and rear support may not be attached to each other.
 - (2) The use of "tables" i.e. a single flat solid surface extending under both front rest and rear bag is prohibited. Carpet or similarly flexible matting may be placed under the front rest and rear bag. Separate flat boards and or plates not exceeding the dimensions of the individual rests by two inches on a given side may also be placed under the front rest and rear bag. In the case of a bipod, the board or plate may be as wide as necessary to accommodate the bipod at its widest point, but not be more than 12" front to rear. It is not permitted to provide tracks for the guidance of bipod feet. No levelling screws or protrusions are allowed on these boards or plates. They must be flat on the top and bottom.
 - (3) A bipod is a device with no more than two legs that touch the firing point. It must be rigidly attached to the forend of the rifle. The bipod may have rigid or folding legs, and may be adjustable to compensate for the uneven surface of the firing point.

- (4) No portion of the rifle's butt or forend shall rest directly on the ground or any hard surface. A rear rabbit eared bag, small sandbag or a gloved hand may be used to support the rifle's butt. Any rear support employed shall not be attached, clamped or held to the rifle in any manner. The rear support may not be fixed to or protrude into the firing point. Mechanically adjustable rear support is not allowed.
- (5) Any number or type of objects may be placed beneath the bipod or rear support, to compensate for variations in height or slope of the firing point.
- (6) The bipod and rear rest may be adjusted after any shot to compensate for rest movement or settling. A sling may be used in conjunction with the rest(s), but its weight will be included in the rifle's overall weight (Rule 3.4.(b)).

4. TARGETS

NOTE: F-Class Target Centers are to be used with MR-63, MR-65, MR-1 and LR targets for all F-Class shooting. When pasted onto the above mentioned targets the scoring will be conducted as follows: the new X-rings are valued 10-X. The old X-ring becomes the new 10-ring, the old 10-ring becomes the new 9-ring, etc.

4.4 300 Yard Target -

NRA No. MR-63FC - F-Class Target Center based on the MR-63 target for use at 300 yards. To be pasted over the MR-63 target.

<i>Aiming Black</i>	<i>(inches)</i>	<i>Rings in white</i>	<i>(inches)</i>
X ring	1.42	5 ring.....	23.85
10 ring	2.85		
9 ring	5.85		
8 ring	8.85		
7 ring	11.85		
6 ring	17.85		

70

4.5 500 Yard Target -

NRA No. MR-65FC - F-Class target Center based on the MR-65 target for use at 500 yards. To be pasted over the MR-65 target.

<i>Aiming Black</i>	<i>(inches)</i>	<i>Rings in white</i>	<i>(inches)</i>
X ring	2.50	(None	
10 ring	5.00		
9 ring	10.00		
8 ring	15.00		
7 ring	20.00		
6 ring	25.00		
5 ring	30.00		

4.6 600 Yard Targets -

NRA No. MR-1FC - F-Class target Center based on the MR-1 target for use at 600 yards. To be pasted over the MR-1 target.

<i>Aiming Black</i>	<i>(inches)</i>	<i>Rings in white</i>	<i>(inches)</i>
X ring	3.00	5 ring	48.00
10 ring	6.00		
9 ring	12.00		
8 ring	18.00		
7 ring	24.00		
6 ring	36.00		

4.7 800, 900, and 1000 Yard Target

NRA No LRFC - F-Class Target Center based on the LR target for use at 1000 yards.. To be pasted over the LR target.

<i>Aiming Black</i>	<i>(inches)</i>	<i>Rings in white</i>	<i>(inches)</i>
X ring	5.00	6 ring	60.00
10 ring	10.00	5 area	72x72 Sq
9 ring	20.00		
8 ring	30.00		
7 ring	44.00		

5. POSITIONS

5.6.1 F-Class Prone—F-Class Prone is fired in the prone position from the shoulder. The rifle may be supported with a rear and/or front rest or with a bipod and/or sling and rear rest (See Rule 3.4).

7. COURSES OF FIRE

7.11 National Matches F

	Position	No. of Shots	Type of Fire	Distance	Target
7.14	Prone	20	slow	300 yds	MR-63/wMR63FC
7.15	Prone	20	slow	500 yds	MR-65/wMR65FC
7.16	Prone	20	slow	600 yds	MR-1/wMR1FC
7.17	Prone	20	slow	1000 yds	LR/wLRFC

7.18 F-Class Palma Course (45 shots):

Prone	15	slow	800 yds	LR/wLRFC
Prone	15	slow	900 yds	LR/wLRFC
Prone	15	slow	1000 yds	LR/wLRFC

71

7.19 F-Class Regional Course (120 shots):

- Day 1 Three 600 yd Individual Matches (7.16)
- Day 2 Three 1000 yd Individual Matches (7.17)

7.20 F-Class Mid-Range Prone Course (45 shots)::

Prone	20	slow	300 yds	MR-63/wMR-63FC
Prone	20	slow	500 yds	MR-65/wMR-65FC
Prone	20	slow	600 yds	MR-1/wMR-1FC

7.21 F-Class Long Range National Championship Course - Any match sponsor that wishes to host the F-Class Long Range National Championships shall use the following course of fire.

- Day 1 3-20 shot 1000 yd individual matches (7.17)
- Day 2 3-20 shot 1000 yd individual matches (7.17)
- Day 3 2-4 person team matches 20 shots per individual plus the aggregate of the 2 team matches
- Day 4 2-20 shot 1000 yd individual matches (7.17)

7.22 F-Class Long Range National Championships-

Any match sponsor that wishes to conduct the F-Class Long Range National Championships shall use the following courses of fire:

- Two (2) days of 3-20 shot 1,000 yard individual matches

- One (1) day of 2-20 shot 1,000 yard individual matches
- One (1) day of 2, 4- person team matches, 20 shots per individual, plus the aggregate of the 2 team matches

F-T/R and F-Open National Championships do not have to be run simultaneously and may be run consecutively so as to allow the Championships to be fired on smaller ranges.

9.1 Changing Rifle—A competitor may change rifles to another of the same or different caliber only between fired matches or between stages of a multiple stage match even if these stages are included in an aggregate match. A competitor may not change his or her rifle during the firing of a single stage unless it has become disabled and has so been designated by the Chief Range Officer. For the purpose of this rule, the firing of a stage is considered to have started when the competitor has fired his or her first record shot. A claim that a rifle is disabled must be made immediately. All shots fired up to the time of the claim is made will stand as part of the official score. (See Rules 10.9 and 10.10.)

17. NATIONAL RECORDS

Note: National F-Class High Power Rifle Records are maintained for both the F-Class Open and F-Class TR as defined in Rules 3.4(a) and (b) for scores fired over the following courses for “Open”, “Police”, “Service”, Civilian”, “Women”, “Junior”, “Senior”, and “Grand Senior” categories fired on targets indicated for any sights. The “Service” category includes Regular Service, Reserve Components and National Guard. In order for records to be recognized promptly, National Record Reporting forms must be submitted to NRA by the Statistical Officer of the tournament in which they were fired, after being certified by the Jury or Referee. National Record Reporting forms are mailed to sponsors of NRA Registered Tournaments by NRA Headquarters.

72

Unlimited sighting shots shall be fired and recorded in courses of fire described in Rule 17.5(d). Two sighters will be optional in course of fire (f), and two sighters shall be fired and recorded in each stage of all other listed courses of fire. Team matches may be fired without sighters.

	Range	Total Target	Shots	Course
(a)	300 yds	MR-63/wMR-63FC	20	20 shots slow fire, prone
(b)	500 yds	MR-65/wMR-65FC	20	20 shots slow fire, prone
(c)	600 yds	MR-1/wMR-1FC	20	20 shots slow fire, prone
(d)	1000 yds	LR/wLRFC	20	20 shots slow fire, prone
(e)	F-Class Palma Course (45 shots)			
	800 yds	LR/wLRFC	15	15 shots slow fire, prone
	900 yds	LF/wLRFC	15	15 shots slow fire, prone
	1000 yds	LR/wLRFC	15	15 shots slow fire, prone
(f)	F-Class Mid Range Prone Course (60 shots)			
	300 yds	MR-63/wMR-63FC	20	20 shots slow fire, prone
	500 yds	MR-65/wMR-65FC	20	20 shots slow fire, prone
	600 yds	<R-1/wMR-1FC	20	20 shots slow fire, prone
(g)	The current National Championship Aggregate course			

(h) Team Matches - Four man team matches fired over the courses described in items (b), (c), (d),(e), and (f).

19. NATIONAL F-CLASS PRONE CLASSIFICATION

19.5.1 Courses of Fire Used for F-Class Long Range Prone Classification

800, 900, or 1000 Yards

Target: LR/wLRFC, slow fire, 20 shots, prone

F-Class Palma Course (45 shots)

800 yds: Target, LR/wLRFC, slow fire, 15 shots, prone

900 yds: Target, LR/wLRFC, slow fire, 15 shots, prone

1000 yds: Target, LR/wLRFC, slow fire, 15 shots, prone

19.5.2 Courses of Fire Used for Mid-Range F-Class Classification

300 Yards

Target: MR-63/wMR-63FC, slow fire, 20 shots, prone

500 Yards

Target: MR-65/wMR-65FC, slow fire, 20 shots, prone

600 Yards

Target: MR-1/wMR-1FC, slow fire, 20 shots, prone

19.15 Individual F-Class Averages - Competitors classified or reclassified on the basis of scores fired under the conditions specified in Rule 19.4 reduced to 10 shot averages, those averages leading to classifications as shown in Table III below:

**Table III
Individual F-Class**

High Master.....	98.00 and above
Master.....	96.50 to 97.99
Expert	94.00 to 96.49
Sharpshooter.....	91.50 to 93.99
Marksman.....	Below 91.49

73

**APPENDIX
GENERAL REGULATIONS FOR
NRA SANCTIONED TOURNAMENTS**

Tournament sponsors must follow these Regulations as directed by Rule 1.4. They provide standard procedures required for the sanctioning of NRA Tournaments, establishing of fee structures, awards, reporting, cancellation, NRA membership requirements, and other items involved with NRA Sanctioned Tournaments, both Registered and Approved. These Regulations do not apply to Silhouette, or Action Shooting competitions, which have their own General Regulations.

These Regulations supersede all previous editions and will remain in effect until specifically superseded.

**A. GENERAL REGULATIONS
GOVERNING NRA**

APPROVED TOURNAMENTS

1. Sanction of NRA Approved Tournament(s)—To obtain approval of tournaments, the following steps must be taken by the sponsoring organization in advance of the tournament date.

- (a) Send NRA your completed applications and draft copies of your completed programs, BOTH IN DUPLICATE, a minimum of **30 days** in advance of the tournament date.
- (b) If the above is not done, the NRA reserves the right to cancel its sanction of the tournament.
- (c) In order to be listed once in the Coming Events section of *Shooting Sports USA*, your application and programs must be sanctioned by the Competitions Division by the 15th of the month, two months before the month of issue. If you desire publicity in more than one issue (up to a maximum of 10 months), an additional month's notice must be allowed for each monthly listing.

2. Granting of "Approved" Sanction—As soon as the tournament is granted Approved sanction, one copy of the signed application, an Official Sanction Poster, and a corrected (if necessary) copy of the draft program will be returned to the sponsor. These items provide the authority to the sponsor to conduct the tournament. All changes and information provided in the approved draft program must appear in the final printed program. No major changes in courses of fire, number of matches, etc., may be made unless NRA is notified. This may be done in writing if time permits, or by including a copy of the Match Director's Bulletin (which makes the changes) with the final results of the tournament.

3. Tournament Cancellation—If a tournament is cancelled, NRA must be notified immediately.

74 **4. Classification of Competitors**—The NRA Classification System may be used, but is not required.

5. Courses of Fire in Approved Tournaments for Classification Use—Courses of fire which may be used for classification are listed in Rule 19.4. It is not required that these specific courses of fire be used in Approved Tournaments, but, if the scores are to be used for classification, they must be used.

6. Awards—All awards are furnished by the sponsor. The minimum award schedule must include only the Tournament Winner, that person/team firing the highest score regardless of classification or category. The method, time and place of issuance of awards is at the option of the sponsor with due notice to the competitors in the tournament program.

7. Entry Fees—

- (a) *NRA Registration Fee*: A fee of **\$4.50** per competitor is charged by the NRA for Approved Tournaments.
- (b) *Sponsor Entry Fees*: The amount of these fees is determined by the sponsor, and must be stated in the program separately from the NRA Registration Fee.

8. Tournament Officials as Competitors—All Officials of an NRA Approved Tournament (except Supervisors) may compete in that tournament.

9. Official Supervisor—The Official Supervisor may NOT compete in the Tournament in which he has agreed to act as Supervisor. See Rule 11.3.

10. NRA Membership—NRA Membership is not required for participation in NRA Approved Tournaments. However, sponsors may elect to restrict those persons entering the tournament to NRA members only, if they wish to do so.

11. Reports to NRA—The Match Director is responsible for making certain that the following reports are forwarded to NRA within 30 days of firing. See Rule 19.13.

- (a) An SR-1 card for each competitor showing the total number of shots fired in individual matches and a total score; the total number of shots fired in fired team matches, and the total score of the fired team match(es). The NRA membership ID number must be indicated on each card for classified competitors and NRA members who are not yet classified. Score Reporting cards are available free of charge upon request in packs of 50.
- (b) A registration fee reporting form, and remittance of **\$4.50** per competitor.
- (c) A copy of any Match Director's Bulletins.

B. GENERAL REGULATIONS GOVERNING NRA REGISTERED TOURNAMENTS

The following regulations provide standard procedures for all registered tournaments except Regional, Sectional, and National Championships. State Championships **MUST** be approved and recognized by the State Association (Rule 1.6).

1. Sanction of NRA Registered Tournament(s)—To obtain approval of tournaments, the following steps must be taken by the sponsoring organization in advance of the tournament date.

- (a) Send NRA your completed applications and draft copies of your completed programs, **BOTH IN DUPLICATE**, a minimum of **45 days** in advance of tournament date.
- (b) If the above is not done, the NRA reserves the right to cancel its sanction of the tournament.
- (c) In order to be listed once in the Coming Events section of *Shooting Sports USA*, your applications and programs must be sanctioned by the Competitions Division by the 15th of the month, two months before the month of issue. If you desire publicity in more than one issue (up to a maximum of 10 months), an additional month's notice must be allowed for each monthly listing.

75

2. Granting of "Registered" Sanction—As soon as a tournament is granted Registered sanction, one copy of the signed application, program, and Official Sanction Poster will be returned to the sponsor. In cases where a Referee is assigned, the Official Poster will be mailed after the Referee assignment is made, and the sponsor will be notified of the identity of the Referee at the same time. All changes and information provided in the approved draft program must appear in the final printed program. No major changes such as courses of fire, number of matches, etc., may be made unless NRA is notified. This may be done in writing if time permits, or by including a copy of the Match Director's Bulletin (which makes the changes) with the final results of the tournament.

3. Tournament Cancellation—If a tournament is cancelled, NRA must be notified immediately.

4. Classification of Competitors—The NRA classification or category system must be used in Registered Tournaments. Sponsors may use an expanded classification system when large numbers of marksman or unclassified competitors are entered. (Samples available from Assistant Director's Office, Education & Training Division).

5. Courses of Fire in Registered Tournaments, National Records and Classifications—National Records may be set only in Registered Tournaments using courses of fire specified in Rule 17.5. Courses of fire which are used for classification are specified in Rule 19.4.

6. Awards—All awards are furnished by the sponsor. The method, time and place of issuance of awards is at the option of the sponsor with due notice to the competitors in the Tournament Program. In Registered Tournaments, the minimum award schedule must consist of the following:

- (a) *Individual Match Awards Required:*
 - (1) **Winner** in each individual fired match and in each aggregate, awarded to the competitor with the highest total score. Match winners may not receive a class award, but must be counted in with other members of that class to determine the number of class awards.
 - (2) **High Scoring Competitor** in each class in each match. Classes may be combined because of low entry, but the manner in which such combinations are made must be clearly stated in the program.
- (b) *Team Awards Required:* (if there are team matches in the program) Winning Team of each team match, the team firing highest total score in the match.

7. Entry Fees—

- (a) *NRA Registration Fee:* A fee of **\$5.50** per competitor is charged by the NRA for Registered Tournaments.
- (b) *Sponsor Entry Fees:* The amount of these fees is determined by the sponsor, and must be stated in the program separately from the NRA Registration Fee.

8. Tournament Officials as Competitors—The Match Director, Deputy Match Director, Chief Range Officer, Chief Statistical Officer, and Chief Pit Officer (where applicable) may NOT compete in a tournament at which they are officiating. Rule 11 covers specific duties of Tournament Officials.

76

9. NRA Referee—An NRA Official Referee is required at all NRA National Championships. At NRA State, Regional, and Sectional Championships the Jury system (Rule 11.2.1) will be used unless the sponsor specifically requests a Referee.

10. NRA Membership—NRA membership is encouraged but not required of all competitors in a Registered Tournament.

11. Reports to NRA—The Match Director is responsible for making certain that the following reports are forwarded to NRA within 30 days of firing. See Rule 19.13.

- (a) An SR-1 card for each competitor showing the total number of shots fired in individual matches and a total score, the total number of shots fired in fired team matches, and the total score of the fired team match(es). The NRA membership ID number must be indicated on each card. Score Reporting cards are available free of charge on request in packs of 50.
- (b) A registration fee reporting form, and remittance of **\$5.50** per competitor.
- (c) A copy of any Match Director's Bulletins.
- (d) A completed National Record Reporting form, even if no National Records were set.
- (e) Two complete sets of "Official Final Results Bulletin of Standings" for the tournament.

12. Final Results Bulletin—A copy of the Official FINAL RESULTS BULLETIN must be sent to each competitor participating in the tournament within 30 days.

“NOTE: The requirement to get the Final Results Bulletin to competitors within 30 days may be met by posting the results on an internet web site, provided competitors can download and/or print a paper copy. Sponsors who post electronic results will provide the competitors with the web site address and must provide a paper copy to competitors upon request.”

GLOSSARY

Rifle shooting, like other sports, has its own “language”—technical terms, slang, and idioms. Many of the words and expressions used in these Official Regulations are defined as a part of the Rules. The following “definitions” (or more properly, “explanations”) are given for the benefit of the tyro to give him a clear understanding of the Regulations.

Alibi—A term for a refire given for rifle or ammunition malfunction.

Automatic Fire—The discharge of more than one shot by a single actuation of the trigger because of the intentional design of the firing mechanism.

Category—A grouping of individuals or teams designated by a specific title in a tournament program to establish a system of competing for awards. These groupings may be used within a classification or, in certain circumstances, instead of classification. (Example: Junior, Senior, Military, Collegiate, etc.).

Classification—The grouping of individuals by averaging a number of match scores. Classifications are designed to have individuals compete for awards against others of similar competitive skill levels.

Compensator or Muzzle Brake—A device such as an attachment at the muzzle, or pods provided near the muzzle, which release powder gases laterally or rearward in order to reduce muzzle jump or recoil.

Crossfire—Firing a shot on a target not assigned to the competitor who fired it.

Entry—The act of declaring intent to shoot in a match and the paying of the required fee to the proper official in accordance with the program for such match.

High Power Rifle—Any center fire rifle.

Leg Match—A match which is sponsored by the Corporation for the Promotion of Rifle Practice and Firearm Safety (CPRPFS), specifically for the purpose of competing for credit toward the Distinguished Rifleman award. Such matches are fired only at State, Regional, and National Championships, under CPRPFS Rules, and with the Service Rifle only. They are not NRA sanctioned matches.

Match—A complete event as indicated in the program for the award of certain specific prizes. A match may consist of one or of several stages. It may, in the case of aggregate matches, include the scores fired in several subsidiary matches.

Pair Firing—A procedure which may be used in slow fire stages of team matches whereby 2 members of a team are assigned concurrently to the same target, normally firing alternately.

Parade Position (of sling)—The position of the rifle sling when it is attached to sling swivels on both the buttstock and the forearm, and drawn tight. This term is used most generally in referring to Service Rifle slings, but can also apply to the NRA Match Rifle and others where both sling swivels are present on the rifle, and the sling used is of the military type. Except for the M14 Rifle: see Rule 5.12.

Post Entry—An entry made after the regular entry closing time. Because of the extra work placed on the Statistical Office as a result of late entries, an additional fee is charged (the “Post Entry Fee”). Sometimes no post entries are

accepted. "Post Entries" have no connection with "postal matches."

Range Alibi—A refire given to a competitor or to an entire relay of competitors because of improper range procedure. (See Rule 10.7.1.)

Score—The total value of all shots credited to a competitor for any one string, stage, or match.

Sighting Shots—Shots fired at a target provided for that purpose and used to obtain desired information relative to adjustment of sights for the match which immediately follows.

Stage—A portion of a match which consists of one or more strings fired in one position, distance, time allowance (slow or rapid fire, for example), or target.

String—A group of 10 shots fired and scored as a unit, as, for example, a rapid fire string, fired within a specified time and scored after the end of that time, rather than on a shot-by-shot basis.

Target—A surface, usually paper or tagboard, containing one or more aiming points.

Target Butts—Target butts, or, more commonly, "Butts"—That part of the range where the targets are displayed for firing. The "Butts" can also be the earthen berm which protects the target pits in which the target carrier operators work and from which the targets are exposed during firing.

Target Carriers—A movable frame upon which targets are mounted, and which is capable of enough vertical (or horizontal) movement so that targets can be exposed for firing, and then can be withdrawn into the target pits for the purpose of scoring or changing targets.

Target Pits—The area in which movable target carriers are mounted, and target operators work.

78

"X" Ring—An inner circle placed inside the bullseye of decimal targets. This inner circle makes it possible to decide tie scores without changing the total score. The highest numerical value for a hit on an NRA high power rifle target is 10. Consequently the inner circle placed in these targets is designated as "X" (the Roman numeral ten).

ADDENDUM

RULES FOR THE MIA SPRINGFIELD MATCH

1. Match will be conducted using the NRA High Power Rifle Rules
2. Rifle authorized: In accordance with Rule 3.1.1 Service Rifle
3. Course of Fire
4. All stages may be fired before the relay leaves the firing line.
5. Rapid Fire stages shall be fired while remaining in position.
6. Coaching is allowed.
7. Scores will be used for classification

NRA HONORARY CLUBS

The NRA offers special recognition for high power rifle shooters who have fired outstanding scores in competition by admitting them to the NRA Honorary Clubs listed below. Membership is acquired by either equalling or surpassing predetermined scores in NRA sanctioned tournaments.

It is the responsibility of the competitor or the tournament sponsor to notify the NRA Competitive Shooting Division of possible new Honorary Club members. The information must include complete name and address of the individual, the score, and a copy of the official bulletin in which that score was fired.

An appropriate memento will be awarded to individuals admitted to these honorary clubs.

AMERICAN HIGH POWER RIFLEMAN AWARD

The American High Power Rifleman Award is automatically given to any high power rifle shooter upon attaining the classification of High Master. This is an average of 97% over 240 shots. A sterling silver lapel pin and a High Master certificate are presented to acknowledge this accomplishment.

THE “448 CLUB”

The “448 Club” is open to any individual firing a score of 448 or higher over the 45 shot Palma Course with a Palma Rifle (see Rule 3.3.1). The match must be fired in an NRA Registered or Approved tournament, either team or individual. Reduced distances are not accepted.

THE “495 CLUB”

The High Power rifle “495 Club” is open to any individual who fires a score of 495 x 500 over the High Power Rifle National Match Course. The match must be in an NRA Registered, Approved or CPRPFS event, either Team or Individual. Reduced distances are not accepted.

THE “792 CLUB”

The “792 Club” is open to any individual who fires a score of 792 x 800 over the 80 shot Regional Course. The match must be fired in an NRA Registered or Approved event. Reduced distances and Team Match scores are not accepted.

THE “990 CLUB”

The “990 Club” is open to any individual who fires a score of 990 x 1000 over the 100 Shot Regional Course. The match must be fired in an NRA Registered or Approved event. Reduced distances and Team Match scores are not accepted.

79

NRA QUALIFICATION SHOOTING

Shooters always like some means by which they can measure their ability and progress. Whether the shooting is done at home, at the club range or in a tournament, there is greater satisfaction in achieving a previously set goal than just practicing. There are qualification courses for many types of shooting with fine awards within the reach of every shooter.

For specific information direct your questions to the NRA Education & Training Division, 11250 Waples Mill Rd., Fairfax, Virginia 22030.

THE DISTINGUISHED RIFLEMAN BADGE (CPRPFS)

The coveted Distinguished Rifleman Badge is awarded by the Corporation for the Promotion of Rifle Practice and Firearm Safety to recognize outstanding achievement in competition with the service rifle. Military shooters should consult the appropriate regulations of their respective service to determine competition and eligibility criteria. A summary of CPRPFS regulations applying to civilian shooters is given here. To earn credit for the awarding of the Distinguished Rifleman Badge, shooters may compete in special

Excellence-in-Competition or “leg” matches which are conducted in NRA State, Regional and National Championships and approved by the Director of Civilian Marksmanship.

Credit Points:

The following system will be used in awarding credit points (legs) to civilian competitors placing in the top 10 percent of all non-distinguished competitors firing in authorized matches.

- (1) Civilians earning credit points (legs) in the National Trophy Individual Match (Camp Perry)..... 10 points
- (2) In all other authorized matches
 - (a) Highest scoring 1/6 of all (leg) winners: 10 points
 - (b) Next highest scoring 1/3 of all “leg” winners: 8 points
 - (c) Remaining “leg” winners: 6 points
- (3) Each civilian competitor will be authorized to fire for credit points (legs) in not more than four authorized matches each year. Specific information concerning authorized matches may be obtained from the Civilian Marksmanship Program, Box 576, Port Clinton, Ohio 43452.

Course of Fire:

National Trophy Individual Rifle Match, consisting of 10 shots slow fire standing at 200 yards, one minute per shot; 10 shots rapid fire standing to sitting or kneeling at 200 yards, in 60 seconds; 10 shots rapid fire standing to prone at 300 yards, in 70 seconds; and 20 shots slow fire at 500 or 600 yards, 1 minute per shot.

80

Ammunition:

Any safe ammunition may be used.

Firearm:

Rule 3.1 (e)

Target:

SR (200 and 300 yds.) MR (500-600 yds.). (The enlarged black SR-3 may be used for 300 yard firing, and the enlarged black MR-1 may be used for 600 yard firing only.)

Award of Civilian Excellence-in-Competition and Distinguished Rifleman Badges:

A bronze Excellence-in-Competition Badge will be awarded to civilian competitors who earn their first credit points regardless of the credit point value earned. A silver Excellence-in-Competition Badge will be awarded to civilian competitors when they have earned at least 20 credit points. Award of the Distinguished Rifleman Badge will be made when a civilian competitor has earned a minimum of 30 credit points for Excellence-in-Competition in authorized matches. Civilian awards will be made by the Director of Civilian Marksmanship. Military awards will be made by the parent service.

High Power Index

<i>Item</i>	<i>Rule</i>
Actions Open	10.1.1
Additional Shots	10.10(c), 9.25

Aliases	9.23
Alibis, Range	10.7.1
All Shot Count	14.6
Alternates	12.4
Ammunition	3.17
Any	
Position	5.13
Rifle	3.2
Approved, Tournaments	1.6(g) and p. iii
Programs	Sec 21
Refusal of	1.5
Rules	1.3
General Regulations	1.4
Arms, Single Loading	10.16
Artificial, Illumination	6.5
Support	5.2
Assigned Classification	19.6
Assignment to Tournament, Referee's	20.7
Authorization	1.2
Refusal or Withdrawal of	1.5
Authorized NRA Events	1.0
Rules	1.3
Averages, Individual Classification	19.15
Breaking Ties	Sec 15
All Matches	15.4
League	15.12
Re-Entry Matches	15.11
Team Matches	15.9
Unbreakable	15.13
Bribery	9.26
Bulletin Board, Checking	18.13
Bulletin, Official	11.6.4
Changing	11.6.6
Correction of Errors	11.6.5
Notices	18.13
Match Director's	18.13
Preliminary	11.6.3
Buttplate, Schuetzen Type	3.15
Cards, Range Assignment	11.6.10
Score	14.15
Cartridge, Defective	9.4
Categories	2.1.2
Cease Fire	10.4.1, 18.10,10.7
Challenge	16.1, 20.6
Fee	16.1
Pit Procedure	16.1(e)
Team Matches	16.4
Civilian	2.2
Club Teams	2.15
Classification	Sec 19
Appeals	19.10
Assigned	19.6
Changing in a Tournament	19.7
Competitors	19.1
Competing in a Higher Class	19.8
Courses of Fire Used	19.5, 19.5.1, 19.5.2
Establishing	19.16
Falsification	9.24
Individual Averages	19.15
Lack of Evidence	19.7
Lifetime Master	19.21
Obsolete	19.9
Protests	19.11
Reclassification	19.17
Reporting Scores	19.13
Score Record Book	19.14
Scores Used for	19.4
Team	19.12
Temporary	19.14

	Cloth, Ground	3.10
	Coaching	
	Prohibited in Individual Matches	9.10
	Team Matches	12.6
	College Competitors	2.8
	Teams	2.16
	Commands, Firing Line	10.7
	Repeating	10.6
	Compensators	3.16.1
	Competition, Types	1.6
	League	1.6(h)
	NRA	Sec 1
	Programs	Sec 21
	Team	2.10
	Competitor	
	Civilian	2.2
	Classification, Card Required	18.4
	Classified	19.1
	College	2.8
	Discipline	10.1
	Disqualification	9.30
	Duty to	11.9
	Eligibility	18.3
	Individual Entries	18.5
	Intermediate Junior	2.3.1
	Junior	2.3
	Knowledge of Program	18.2
	National Guard	2.5
	Notification of Hits	14.13
	Physically Disabled	Sec 13
	Police	2.4
	Position	9.9
	Regular Service	2.6
	Reserve	2.7
82	Residence	2.20
	Responsibility	Sec 18
	School	2.8
	Sub-Junior	2.3.2
	Suspension	9.31
	Unclassified	19.2
	Will Score	10.5
	Conduct, Disorderly	9.27
	Courses of Fire	Sec 7
	For Classification	19.5, 19.5.1, 19.5.2
	For National Records	17.5
	National Match	Sec 7
	Cross Fires	9.25
	Deputy Match Director	11.1.1
	Defective Cartridge	9.4
	Procedure	10.9, 10.10
	Disabled Shooters, Physically	Sec 13
	Discipline	10.1, 18.1
	Pit	10.11
	Disqualification	9.30
	Distance, Firing	6.4
	Ear Protection	3.20
	Elbow Pads	3.12
	Eligibility, Competitor	18.3
	Referee	20.1
	Empty Chamber Indicator (ECI)	
	Required	3.21
	Must be in place	18.12
	Entries, Individual	18.5
	Equipment	Sec 3
	General	3.18
	Excessive Hits	14.10(c)(5), 9.25
	Extension Tubes	3.16.2
	Eye Protection	3.19
	F-Class	Sec 22

Rifle (Open).....	3.4(a)
Rifle (TR)	3.4(b)
Rifle Rests	3.4.1
Position	5.6.1
Fire, Continue to	9.7
Courses of	Sec 7
Firing Line	6.1
Procedures and Commands	10.7
Firing Point	6.2
Clearing	18.12
Reporting at	18.7
Shelter	6.3
Firing Positions	Sec 5
Flag	6.9
Gauges, Score	14.3
General Equipment	3.18
General Regulations for Sanctioned Tournaments	Appendix
General Regulations	1.4
Gloves	3.11
Ground, Cloth	3.10
Ground, The	5.1
Half Mast Targets	10.12
Hits, Excessive	14.10
Insufficient	14.12
Non-Visible Hits - All in the 9 and/or 10 ring	14.11
Non-Visible Hits - Late Shots	14.11.1
Non-Visible Hits - Not all in the 9 and/or 10 ring	14.11.2
Notification of Competitor	14.13
Visible	14.9
Wrong Target	14.7
Honorary Clubs	Appendix
Illumination	6.5
Individual	
Civilian	2.2
Classification Averages	19.15, 19.15.1
Classification, Matches Used for	19.4
College	2.8
Duties and Responsibilities	Sec 18
Entries	18.5
Intermediate Junior	2.3.1
Junior	2.3
Match Coaching	9.10
National Guard	2.5
National Records, Scores for	17.3
Police	2.4
Regular Service	2.6
Reserve	2.7
School	2.9
Squadded Matches	1.7(h), (k)
Squadding	11.6.7
Sub-Junior	2.3.2
Unsquadded Match	1.7(i), (l)
Infiltration Squadding	11.6.9
Interference	9.13
Intermediate Junior	2.3.1
International Matches	1.6(b)
Team Tryouts	1.6(b)
Interrupted Fire	10.1.8
Junior Club, Teams	2.18
Competitor	2.3, 2.3.1, 2.3.2
Intermediate	2.3.1
Sub-Junior	2.3.2
Jury	11.2.1
Kits, Shooting	3.9
Kneeling Position	5.8
Knowledge of Program	18.2
Lack of Classification Evidence	19.7
Late Shots Scored	14.5
League, Competition	1.6(h)

Sanctioned	1.6(h)
Leg Matches	1.7(d)
Loading	18.9
Rapid Fire	10.1.7
In Slow Fire	10.1.6
Loud Language	10.2
M1 Rifle	3.1
Rapid Fire Procedure	10.1.7
M14 Rifle	3.1.1
Rapid Fire Procedure	10.1.7
Magazine	5.4
M16 Rifle	3.1.2
Malfunction	9.6
Trigger	9.6.1
Procedure	10.9, 10.10
Marking Disks, Use of	14.17
Masters, Lifetime	19.21
Mat, Shooting	3.10
Match	1.7(a), 15.1
Aggregate	1.7(m)
Classified	1.7(f)
Courses	Sec 7
Delaying a	10.3
Deputy Match Director	11.1.1
Director	11.1
Invitational	1.7(g)
Leg	1.7(d)
NRA Sanctioned	1.1
Not Complete	9.11
Open	1.7(c)
Palma	3.3.3
Postal	1.6(i)
Re-Entry	1.7(j)
Regional	1.6(d)
Registered	1.6(f)
Restricted	1.7(e)
Rifle, NRA	3.3
Rifle, NRA English Speaking Countries	3.3.1
Sectional	1.6(d)
Squadding Tickets	18.6
State Championship	1.6(e), 11.6.7(b)
Team, Squadded	1.7(k)
Team Squadding	11.6.8
Team Unsquadded	1.7(l)
Members, NRA	2.1
Foreign	2.1.1
Messages, Telephone	10.15
Metallic Sights	3.7
Misses	14.4
Scored	14.12.1
Muzzle Brakes	3.16.1
National Championship Matches	1.7(d), 1.6(c)
National Championship Protest Committee	11.8
National Guard Competitors	2.5
Teams	2.13
National Individual Record Scores	17.3
National Match Course	Sec 7
National Records	Sec 17
Co-Holder	17.6
Continue to Fire for	9.7
Course of Fire for	17.5
Scores Used	17.2
Where Fired	17.1
Match Rifle	3.3
National Team Record Scores	17.4
Non-Visible Hits	
All in the 9 and/or 10 ring	14.11
Not all in the 9 and/or 10 ring	14.11.1
Not Ready	10.1.5

Offhand Position	5.12
Officers	
Chief Range	11.4.1
Director, Deputy Match	11.1.1
Director, Match	11.1
Director, Range	11.4
Pit	11.7
Range	11.5
Statistical	11.6
Target	11.7
Official Notices	18.13
Officials, Tournaments	Sec 11
Pad, Ground	3.10
Padding	3.12
Pair Firing	8.3(b), 11.6.8(b)
Palma Course	Sec 7
Palm Rest	3.14
Parade Position (of sling)	5.12
Pit, Challenge Procedure	16.1(e)
Discipline	10.11
Officer	11.7
Procedures and Commands	10.7
Ready In	10.13
Slow Target Operation in	10.14
Telephone Message	10.15
Police, Competitors	2.4
Teams	2.14
Positions	Sec 5
Any	5.13
Competitors	9.9
Kneeling	5.10
Sitting	5.8
Offhand	5.12
Rifle Butt	5.3
Prone	5.6
Standing	5.12
Team Captain and Coach	12.5
Postal Matches	1.6(i)
Preparation Period	10.3.1
Procedure, Rapid Fire	10.1.7
Program	Sec 21
Change to	11.1, 18.13
Knowledge of	18.2
Prone Position	5.6
Prone Type Buttplate	3.15
Protests	16.2, 20.6
How to	16.3
National Championship Protest Committee	11.8
Team Matches	16.4
Range, Assignment Cards	11.6.10
Alibis	10.7.1
Policing	10.4
Safety Flag	6.9
Standards	Sec 6
Rapid Fire, Competitor Fires Fewer Than	
Prescribed Number of Shots	14.12
Loading Procedure	10.1.7
Spotters	14.1, 14.17
Ready in Target Pits	10.13, 10.8
Not Ready	10.1.5
Reclassification	19.17
Records, Retention of	11.6.2
Red Flag, Display	6.9
Reduced Capacity Magazine	3.4
Re-Entry Match	1.7(j)
Referee, NRA Official	11.2, Sec 20
As Competitor	20.8
Assigned to Tournament	20.7
Certification	20.2

Duties, General	20.3
Before Tournament	20.4
During Tournament	20.5
Eligibility	20.1
Handling Challenges and Protests	20.6
Status	20.9
Refires	10.9, 10.10, 10.7.1
Not Allowed	9.12
Sighting Shots in	9.14(d)
Refiring	9.14
Refusal to Obey	9.28
Regional Matches	1.6(d)
Registered	
Matches	1.6
Tournaments	1.6(f) and Appendix
Regular Service, Competitor	2.6
Team	2.13
Regulations, General NRA Events	1.4
Reporting at Firing Point	18.7
Reserve, Competitor	2.7
Team	2.13
Residence, Competitor's	2.20
Responsibility, Competitor's	18.15
Rest, Palm	3.14
Ricochets	14.8
Rifles	Sec 3
Any	3.4
Automatic	3.5
Butt, Position of	5.3
Changing	9.1
Voluntarily	9.1.1
Disabled	9.5
Loaded	10.1.3
M1	3.1
M14	3.1.1
M16	3.1.2
Magazine	5.4
Match	1.7(a)
NRA Match	3.3
Palma	3.3.3
Removal of Malfunctioning	9.6.1
Service	3.1, 3.1.1, 3.1.2
Unloaded	10.1.2
Rules, Evasion of	9.29
School, Competitors	2.9
Teams	2.17
Schuetzen Type Buttplate	3.15
Score and Marking	Sec 14
Cards	
Checking	18.11
Corrections On	14.16
Falsification	9.24
Gauges	14.3
Scorer's Duties	14.3.1, 14.11.1
Scoring	
All Shots Count	14.6
Devices	14.3
Early Shots	14.5
Excessive Hits	14.10
Hits on Wrong Target	14.7
How to	14.3
Insufficient Hits	14.12
Late Shots	14.5
Misses	14.4
Misses Scored	14.12.1
Non-Visible Hits	14.11, 14.11.1
Ricochets	14.8
Signal System For	14.18
Ties, Decision of	15.4

X's	15.2
Visible Hist and Close Groups	14.9
When to	14.1
Where to	14.2
Sectional Matches	1.6(d)
Service, Ammunition	3.17
Rifle	3.1, 3.1.1, 3.1.2
Shooting Kits	3.9
Shots	
Additional	14.10(c)(5), 9.25
Early or Late	14.5
Interrupted Fire	10.1.8
Sighting	9.2
Sighting Shots in Refires	9.14(d)
Sights	3.7
Any	3.7(c)
Metallic	3.7(a)
Telescopic	3.7(b)
Signaling System for Scoring Targets	14.18
Signed, Score Card Must Be	9.15, 18.14
Single Loading Arms	10.1.6
Slings	3.13
Cuffs	3.13
Pads	3.12
Parade, position of	5.12
Slow Fire, Loading in	10.1.6
Time	8.2
Sporting Rifle	3.4
Spotters, Use of	14.17
Spotting Scopes	3.8
Squadded	
Individual	11.6.7
Individual Match	1.7(g)
Infiltration	11.6.9
Team	11.6.8
Team Match	1.7(k), (l)
Tickets	18.6
Stage	1.7(b)
Standing Position	5.12
State Association, Team	2.12
Championships	1.6(e)
Statistical Office Duties	11.6.1
Status of Referee	20.9
String	Glossary
Sub-Junior	2.3.2
Substitution of Alternates	12.4
Support, Artificial	5.2
Suspension	9.31
Targets	
As Score Cards	14.2.1
Half Mast	10.12
Illumination	6.5
Interference with	9.13
Numbers	6.6
Officers, Target and Pit	11.7
Pits Ready	10.13
Withdrawn	10.16
Targets	Sec 4
Teams	
Affiliated Club	2.11
Captain	12.1
Captain's Station	12.5
Civilian Club	2.15
Classification	19.12
Coach	12.2
Coach's Station	12.6
College Club	2.16
Entries	12.3
Junior Club	2.18

Match Challenges	16.4
Matches, Checking Score in	12.7
Match Protests	16.4
National Guard	2.13
National Records	17.4
Pickup	2.10
Police	2.14
Regular Service	2.13
Representation	2.10
Reserve	2.13
School	2.17
Squadded Match	1.11
Squadding	11.6.8
State Association	2.12
Time	8.3
Tryouts, International	1.6(b)
Unsquadded Match	1.7(i), (l)
Telephone Messages	10.15
Telescopic Sights	3.7
Temporary Classification	19.14
Tickets, Squadding	18.6
Ties	
All Matches	15.4
Breaking	Sec 15
Continue to fire	19.2
League	15.12
Re-Entry Matches	15.11
Rifle and Pistol Matches	15.8
Team Matches	15.9
Unbreakable	15.13
Value of "X"	15.2
Time	
Allowance	8.2
Computing	8.1
Passage of	8.4
Rapid Fire	8.2, 10.8(d)
Team	8.3
Slow Fire	8.2
Timing	18.8, 10.8
Tournament	1.1, 1.6
Approved	1.6(g)
Chief Range Officer	11.4.1
Deputy Match Director	11.1.1
Director, Match	11.1
Director, Range	11.4
Officials	Sec 11
Pit Officer	11.7
Range Officer	11.5
Referee	11.2, Sec 20
Registered	1.6(f)
Statistical Officer	11.6
Supervisor	11.3
Target Officer	11.7
Trigger	
Release	3.16
Weighing	9.8
Unclassified Competitors	19.2
Unloaded Rifle	10.1.1
Use of, Marking Disks and Spotters	14.17
Spotters in Rapid Fire	14.1(b)
Unsquadded, Individual Match	1.7(i)
Team Match	1.7(l)
Voluntarily changing Rifles	9.1.1
Weighing Triggers	9.8
Wind Flags	6.9.1
Withdrawal of NRA Authorization	1.5

Notes